



STO DRAWING REGISTER

Drawing Description

Drawing No.

Drawing Register

STCB 001 - 002

Introduction Series 000

Sto Concrete Block Stotherm Insulation System - Introduction

STCB 003

Block Layout Series 100

Sto Concrete Block Stotherm Insulation System - Isometric

STCB 100

Sto Concrete Block Stotherm Insulation Panel Layout - Elevation

STCB 101

Sto Concrete Block Stotherm Insulation Anchor Layout - Elevation

STCB 102

Sto Concrete Block Stotherm Insulation Masonry Fixing

STCB 103

Foundation Series 200

Sto Concrete Block Stotherm Insulation System Wall/Footing Junction

STCB 200

Sto Concrete Block Stotherm Insulation System Below Ground Insulation

STCB 201

Walls Series 300

Sto Concrete Block Stotherm Insulation System External Corner

STCB 300

Sto Concrete Block Stotherm Insulation System Internal Corner

STCB 301

Sto Concrete Block Stotherm Insulation System Control Joint Detail

STCB 302

Sto Concrete Block Stotherm Insulation System Stair Waterproofing Detail

STCB 303

Wall Penetrations & Fittings Series 350

Sto Concrete Block Stotherm Insulation System Pipe Penetration (up to 150mm Ø) Detail

STCB 350

Sto Concrete Block Stotherm Insulation System Meterbox

STCB 351

Sto Concrete Block Stotherm Insulation System Light Fitting/Fixing Detail

STCB 352

Sto Concrete Block Stotherm Insulation System Tap Fitting/Fixing Detail

STCB 353

Sto Concrete Block Stotherm Insulation System Handrail Bracket/Fixing Detail

STCB 354

Sto Concrete Block Stotherm Insulation System Downpipe Saddle Fixing

STCB 355

Sto Concrete Block Stotherm Insulation System Fan Vent Detail

STCB 356

Joinery Series 400

Sto Concrete Block Stotherm Insul.System Alu.Joinery - Head & Sill Detail

STCB 400

Sto Concrete Block Stotherm Insul.System Alu.Joinery - Jamb Detail

STCB 401

Sto Concrete Block Stotherm Insul.System Timber Joinery - Head & Sill Detail

STCB 402

Sto Concrete Block Stotherm Insul.System Timber Joinery - Jamb Detail

STCB 403

Sto Concrete Block Stotherm Insul.System Alu.Entry Door Head & Threshold Detail

STCB 404

Sto Concrete Block Stotherm Insul.System Timber Entry Door Head & Threshold Detail

STCB 405

Parapets, Balustrades, Decks Series 500

Sto Concrete Block Stotherm Insul.System Parapet/Metal Flashing Detail

STCB 500

Sto Concrete Block Stotherm Insul.System Plastered Balustrade Detail

STCB 501

Sto Concrete Block Stotherm Insul.System Parapet/Roof/Wall Detail

STCB 502

Sto Concrete Block Stotherm Insul.System Insulated Roof / Deck to Walls

STCB 503

THESE DETAILS ARE ISSUED AS A GUIDE INCORPORATING CBANDARD BUILDING PRACTICES.
ALWAYS REFER TO MANUFACTURERS CURRENT DETAILS AND SPECIFICATIONS.
THE SEQUENCE OF WORK COVERS VARIOUS BUILDING COMPONENTS, EACH TRADE IS
RESPONSIBLE TO ENSURE THEIR ELEMENTS ARE FULLY INCBALLED INCLUDING ALL
WATERPROOFING/SEALANT/ FLASHINGS AS IS APPLICABLE.

PAGE 1 OF 2

**STO CONCRETE
BLOCK**

STO CONCRETE BLOCK INSULATION SYSTEM
DRAWING REGISTER

STCB 001

2014

The information contained in this detail is based on our experience and testing and represents the latest information available at the date of issue. This detail is intended for use by the design professional and users of Sto products to assist in developing specific project details to be used in conjunction with a Sto Specification. We reserve the right to alter or update information at any time without prior notice & it is the responsibility of the specifier and/or the project manager to insure that they have the current Sto details and specifications.

STO DRAWING REGISTER

Drawing Description

Drawing No.

Soffit Series 600

Sto Concrete Block Stotherm Insul.System Flat Soffit	STCB 600
Sto Concrete Block Stotherm Insul.System Raking Soffit	STCB 601
Sto Concrete Block Stotherm Insul.System Raking Soffit (reversed)	STCB 602
Sto Concrete Block Stotherm Insul.System Face Fixed Fascia	STCB 603

Roof Series 700

Sto Concrete Block Stotherm Insul.System Barge with Overhang	STCB700
Sto Concrete Block Stotherm Insul.System Barge with no Overhang	STCB701
Sto Concrete Block Stotherm Insul.System Eaves with Overhang	STCB702
Sto Concrete Block Stotherm Insul.System Eaves without Overhang	STCB703
Sto Concrete Block Stotherm Insul.System Gable End/Roof Junction	STCB704
Sto Concrete Block Stotherm Insul.System Apron Flashing - Opt 1 & 2	STCB705
Sto Concrete Block Stotherm Insul.System Parallel Roof/Hidden Gutter	STCB706
Sto Concrete Block Stotherm Insul.System Face Fixed Fascia/Membrane Roof	STCB707

Dissimilar Material

Bevel-Back Weatherboard Series 800

Sto Concrete Block Stotherm Insul.System Ext.Corner	STCB800
Sto Concrete Block Stotherm Insul.System Int.Corner	STCB801
Sto Concrete Block Stotherm Insul.System Horizontal Junction	STCB802

Brick Series 810 series *not* issued

Fibre Cement Sheet Series 820 series *not* issued

Manufactured Stone - Schist & Natural Stone Series 840 series *not* issued

Profile Metal Series 850

Sto Concrete Block Stotherm Insul.System Ext.Cnr Horiz.Profiled Metal	STCB850
Sto Concrete Block Stotherm Insul.System Int.Cnr Horiz.Profiled Metal	STCB851
Sto Concrete Block Stotherm Insul.System Horizontal Junction/Horiz.Profiled Metal	STCB852
Sto Concrete Block Stotherm Insul.System Ext.Cnr Vertical Profiled Metal	STCB853
Sto Concrete Block Stotherm Insul.System Int.Cnr Vertical Profiled Metal	STCB854
Sto Concrete Block Stotherm Insul.System Horizontal Junction/Vertical Profiled Metal	STCB855

Stotherm Panel EIPS 860 series *not* issued

DISSIMILAR JOINERY Series 870 series *not* issued

THESE DETAILS ARE ISSUED AS A GUIDE INCORPORATING CBANDARD BUILDING PRACTICES.
ALWAYS REFER TO MANUFACTURERS CURRENT DETAILS AND SPECIFICATIONS.
THE SEQUENCE OF WORK COVERS VARIOUS BUILDING COMPONENTS, EACH TRADE IS
RESPONSIBLE TO ENSURE THEIR ELEMENTS ARE FULLY INCBALLED INCLUDING ALL
WATERPROOFING/SEALANT/ FLASHINGS AS IS APPLICABLE.

PAGE 2 OF 2

STO CONCRETE BLOCK	STO CONCRETE BLOCK INSULATION SYSTEM DRAWING REGISTER	STCB 002
		2014

The information contained in this detail is based on our experience and testing and represents the latest information available at the date of issue. This detail is intended for use by the design professional and users of Sto products to assist in developing specific project details to be used in conjunction with a Sto Specification. We reserve the right to alter or update information at any time without prior notice & it is the responsibility of the specifier and/or the project manager to insure that they have the current Sto details and specifications.

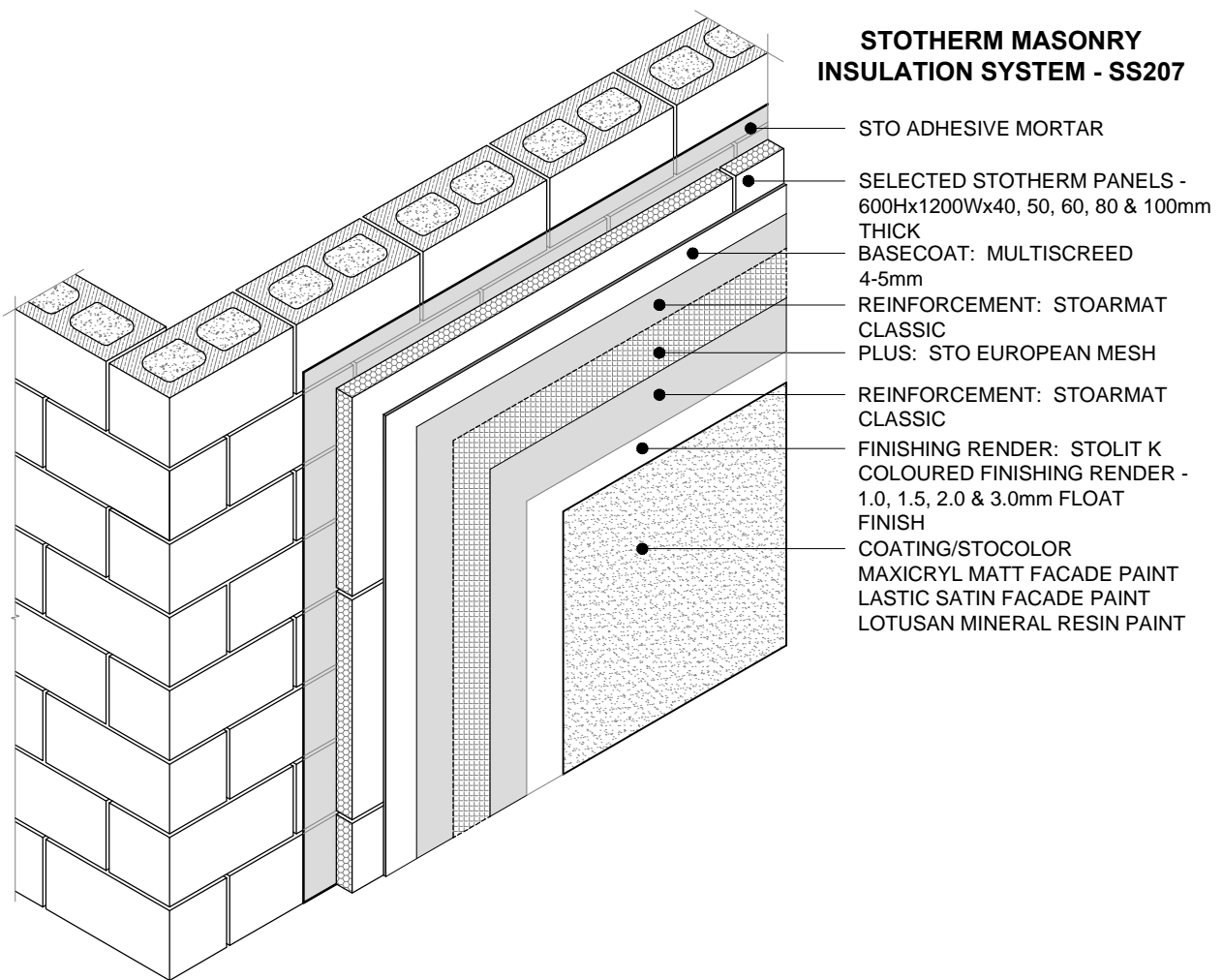
STO CONCRETE BLOCK INSULATION SYSTEM

SS207 STOTHERM MASONRY INSULATION SYSTEM BRANZ APPRAISAL CERTIFICATE NO. 604
INCORPORATING:

1. STOTHERM PANEL (EPS) SELF-EXTINGUISHING PANEL MANUFACTURED TO AS1366 PT BY AN APPROVED MANUFACTURER (*in 40mm, 50mm, 60mm, 80mm & 100mm thickness*)
2. STOFLEXYL WATERPROOFING 18kg PAIL PLUS CEMENT EVALUATED BY BRANZ TO MEET AS/NZS4858 AS A WATERPROOFING MEMBRANE OVER PLASTER SUBSTRATES IN ACCORDANCE WITH NZBC E2/AS1
3. MULTISCREED PLASTER 25kg BAG BASECOAT PLASTER TO STRAIGHTEN AND PROVIDE A SOLID BASECOAT
4. STOARMAT CLASSIC PLASTER 23kg PAIL EUROPEAN FIBRE REINFORCED NON-CEMENT BASED CRACK RESISTANT PLASTER USED WITH EUROPEAN MESH AS A REINFORCEMENT PLASTER
5. STOLIT K or MP COLOURED RENDER 25kg PAIL EUROPEAN FIBRE REINFORCED NON-CEMENT BASED COLOURED FINISHING RENDER AVAILABLE IN STOLIT K 1.0/1.5/2.0/3.0mm FLOAT FINISH & STOLIT MP, MP NATURAL & MILANO FINE FINISH
6. STOCOLOR : MAXICRYL FACADE PAINT 15lt PAIL
: LASTIC SATIN FACADE PAINT 15lt
: LOTUSAN FLAT MINERAL PAINT 15lt PAIL

STO CONCRETE BLOCK	STO CONCRETE BLOCK INSULATION SYSTEM INTRODUCTION	STCB 003
		2014

The information contained in this detail is based on our experience and testing and represents the latest information available at the date of issue. This detail is intended for use by the design professional and users of Sto products to assist in developing specific project details to be used in conjunction with a Sto Specification. We reserve the right to alter or update information at any time without prior notice & it is the responsibility of the specifier and/or the project manager to insure that they have the current Sto details and specifications.



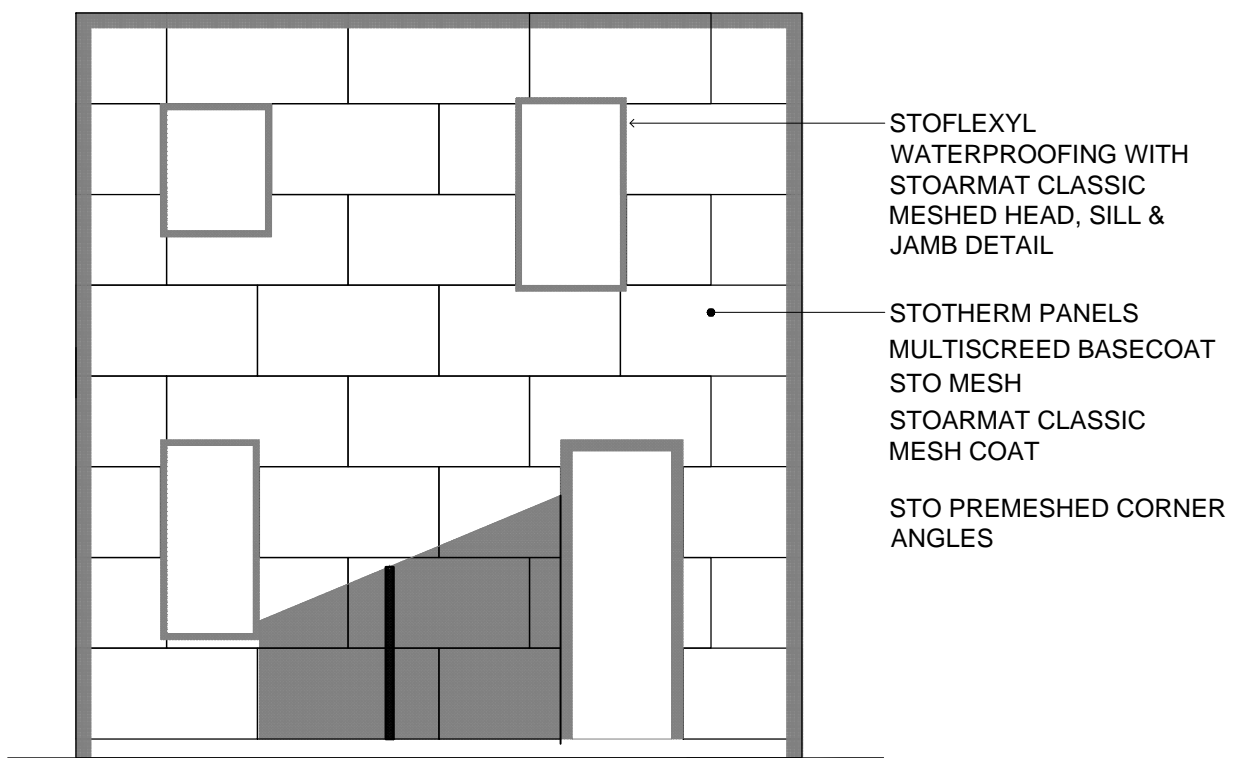
NOTE:
60mm STOTHERM PANELS REQUIRE
COUNTER SUNK FIXINGS

SCALE 1:20

STO CONCRETE BLOCK	STO CONCRETE BLOCK INSULATION SYSTEM STOTHERM INSULATION SYSTEM - ISOMETRIC	STCB 100
		2014

The information contained in this detail is based on our experience and testing and represents the latest information available at the date of issue. This detail is intended for use by the design professional and users of Sto products to assist in developing specific project details to be used in conjunction with a Sto Specification. We reserve the right to alter or update information at any time without prior notice & it is the responsibility of the specifier and/or the project manager to insure that they have the current Sto details and specifications.

STOTHERM PANELS -
1200x600mm

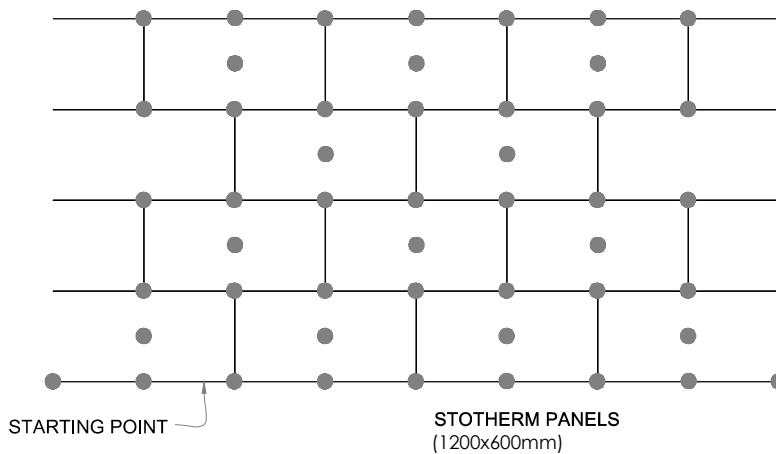


NOTE:

PANELS MUST BE STRETCHER BOND, STARTING FROM THE BOTTOM. TO BE GLUECOAT ADHERED & MECHANICALLY FIXED WITH STOTHERM ANCHORS. ALL PANEL CUTS SHALL BE MADE CAREFULLY TO ACHIEVE A **BUTT** FIT. GLUECOAT MORTARED PANELS ARE TO BE LEFT OVERNIGHT BEFORE TIGHTENING FIXINGS. ADHESIVE FOAM ANY GAPS AFTER FIXING

STO CONCRETE BLOCK	STO CONCRETE BLOCK INSULATION SYSTEM STOTHERM PANEL LAYOUT - ELEVATION	STCB 101
		2014

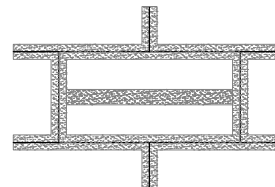
The information contained in this detail is based on our experience and testing and represents the latest information available at the date of issue. This detail is intended for use by the design professional and users of Sto products to assist in developing specific project details to be used in conjunction with a Sto Specification. We reserve the right to alter or update information at any time without prior notice & it is the responsibility of the specifier and/or the project manager to insure that they have the current Sto details and specifications.



OR



STOTHERM PANELS
1200x600mm STO ADHESIVE
MORTAR WITH 100mm
PERIMETER BAND & 100mm
BANDS



STOTHERM PANELS
1200x600mm STO ADHESIVE
MORTAR NOTCH TOWELED
ON CONCRETE BLOCKS

NOTE: PANELS TO BE STRETCHER BOND STARTING FROM
BOTTOM AND STO ADHESIVE MORTAR & MECHANICALLY
FIXED WITH STOTHERM ANCHORS. ALL PANEL CUTS
SHALL BE MADE CAREFULLY TO ACHIEVE A *BUTT* FIT.
ADHESIVE FOAM ANY GAPS AFTER FIXING.

STO CONCRETE BLOCK	STO CONCRETE BLOCK INSULATION SYSTEM STOTHERM PANEL & ANCHOR LAYOUT	STCB 102
		2014

The information contained in this detail is based on our experience and testing and represents the latest information available at the date of issue. This detail is intended for use by the design professional and users of Sto products to assist in developing specific project details to be used in conjunction with a Sto Specification. We reserve the right to alter or update information at any time without prior notice & it is the responsibility of the specifier and/or the project manager to insure that they have the current Sto details and specifications.

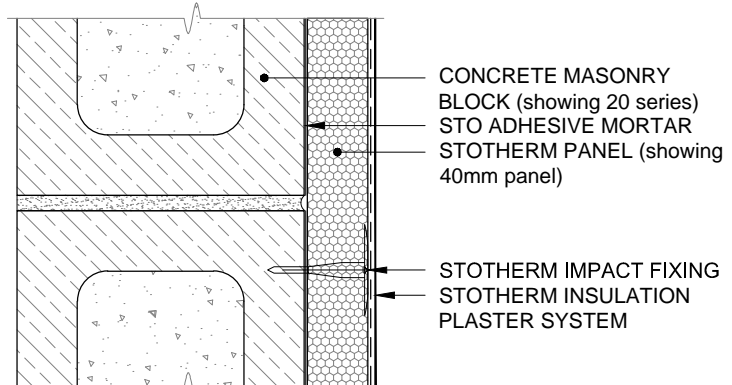
1. SURFACE MOUNTED FIXINGS: STOTHERM MASONRY INSULATION SYSTEM USES FACE FIXED STOTHERM ANCHORS ON 40-50mm STOTHERM PANELS. FACED FIXED ANCHORS CAN EXHIBIT THERMAL BRIDGING SPOTS IN COLD WEATHER

2. STOTHERM INSULATION PANELS:

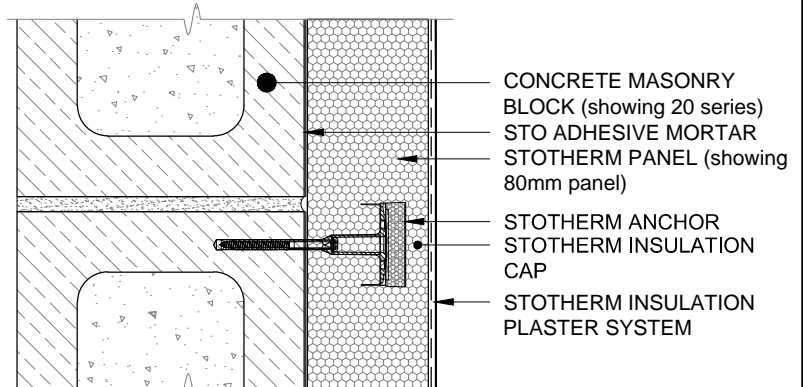
STOTHERM	40mm	R-VALUE 1.0
	50mm	R-VALUE 1.3
	60mm	R-VALUE 1.57
	80mm	R-VALUE 2.1
	100mm	R-VALUE 2.63
STOTHERM+	40mm	R-VALUE 1.3
	50mm	R-VALUE 1.6
	60mm	R-VALUE 1.93
	80mm	R-VALUE 2.58
	100mm	R-VALUE 3.22

3. COUNTER SUNK FIXINGS: STOTHERM MASONRY INSULATION SYSTEM STOTHERM ANCHORS WITH STO INSULATING CAP ELIMINATES THERMAL BRIDGING SPOTS ON 60, 80 & 100mm STOTHERM PANEL. ALSO NOTE, IMPACT FIXINGS CAN ALSO BE USED ON 60mm or 80mm STOTHERM PANEL. COUNTER SUNK HOLES ARE SUNK USING A STO ROUTER.

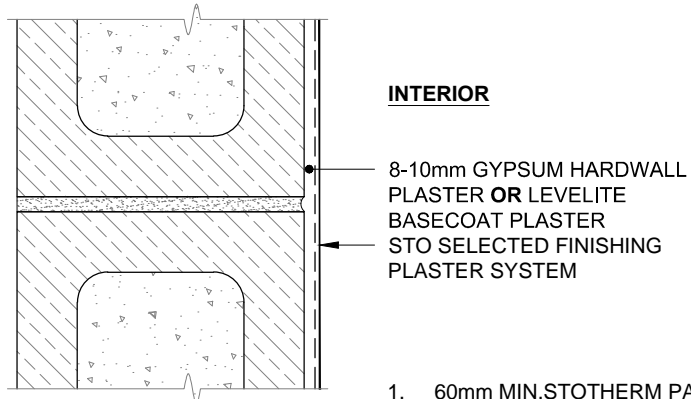
4. STOTHERM INTERIOR PLASTER SYSTEM: LEVELLITE BASECOAT WITH SELECTED FINISHES or GYPSUM PLASTER IN SELECTED FINISHES



STOTHERM IMPACT ANCHORS - FOR FACE FIXED FIXINGS



STOTHERM COUNTERSUNK ANCHORS IN 60, 80 or 100mm STOTHERM PANEL - TO ELIMINATE THERMAL BRIDGING



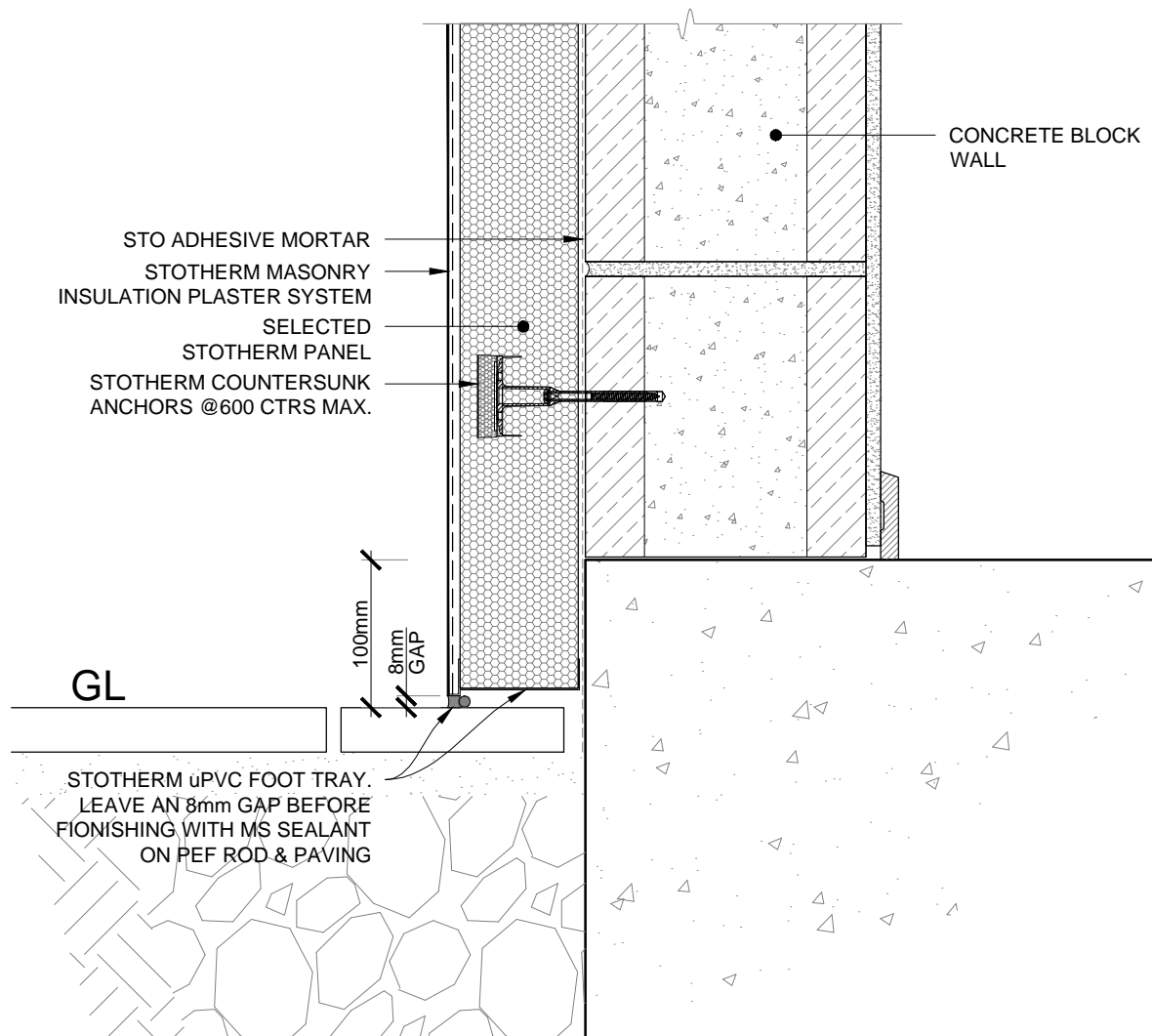
1. 60mm MIN. STOTHERM PANELS REQUIRED FOR COUNTERSUNK FIXINGS

STO CONCRETE BLOCK

STO CONCRETE BLOCK INSULATION SYSTEM
STOTHERM MASONRY FIXING

STCB 103

2014

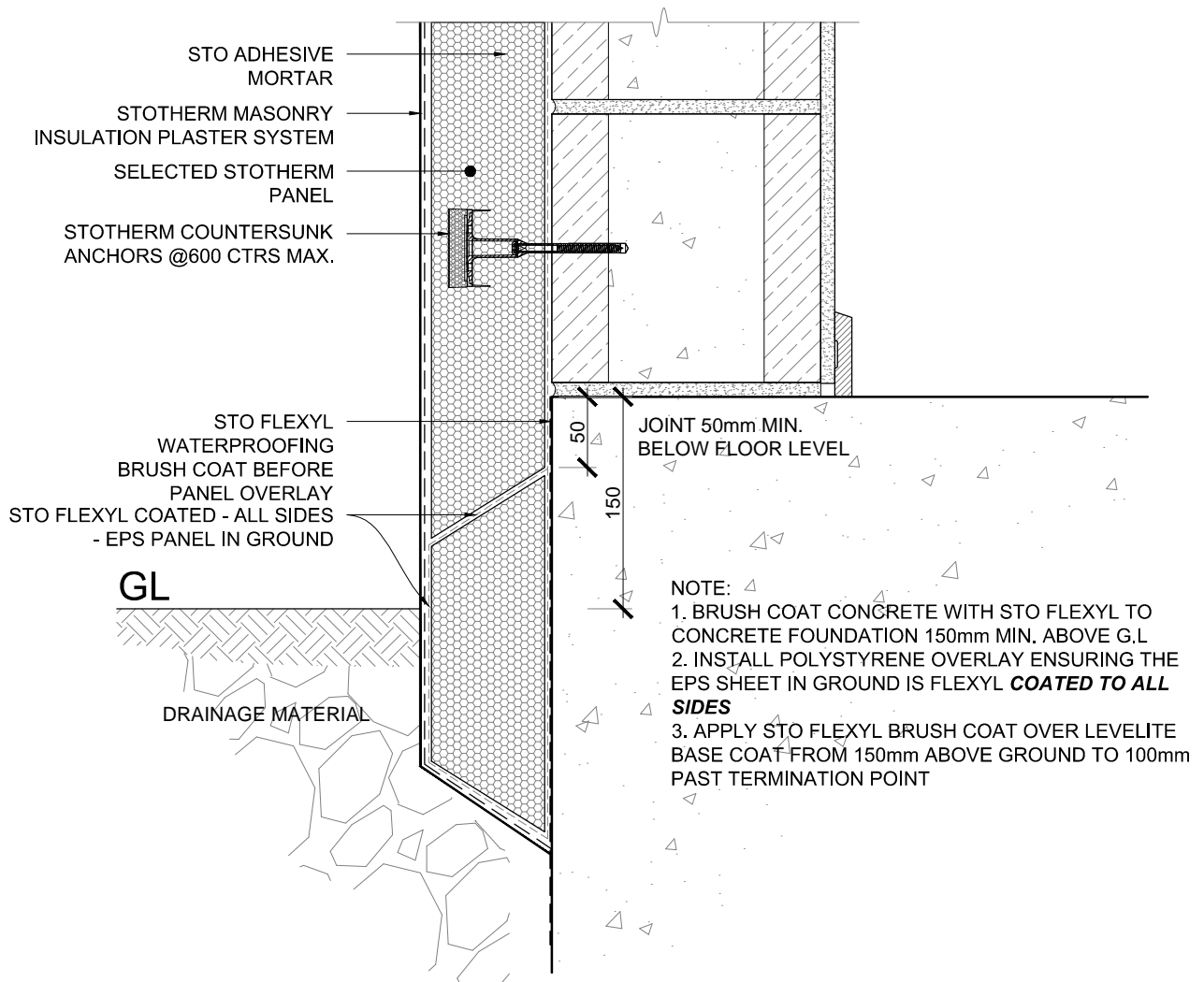


1. 100mm TO PAVED GROUND LEVEL
2. 150mm TO UNPAVED GROUND LEVEL

SCALE 1:5

STO CONCRETE BLOCK	STO CONCRETE BLOCK INSULATION SYSTEM WALL/FOOTING JUNCTION	STCB 200
		2014

The information contained in this detail is based on our experience and testing and represents the latest information available at the date of issue. This detail is intended for use by the design professional and users of Sto products to assist in developing specific project details to be used in conjunction with a Sto Specification. We reserve the right to alter or update information at any time without prior notice & it is the responsibility of the specifier and/or the project manager to insure that they have the current Sto details and specifications.

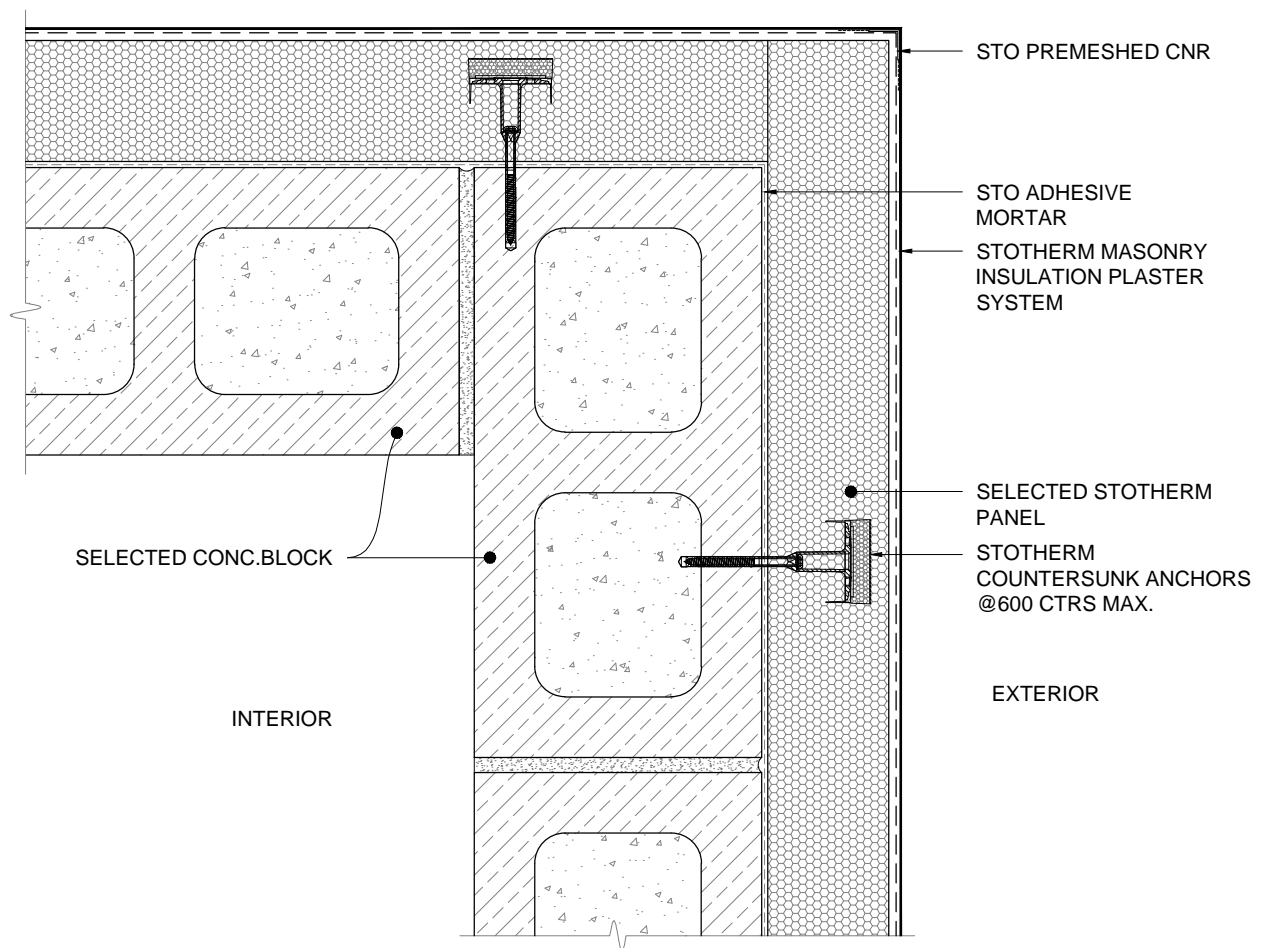


1. 100mm TO PAVED GROUND LEVEL
2. 150mm TO UNPAVED GROUND LEVEL

SCALE 1:5

STO CONCRETE BLOCK	STO CONCRETE BLOCK INSULATION SYSTEM BELOW GROUND INSULATION	STCB 201
		2014

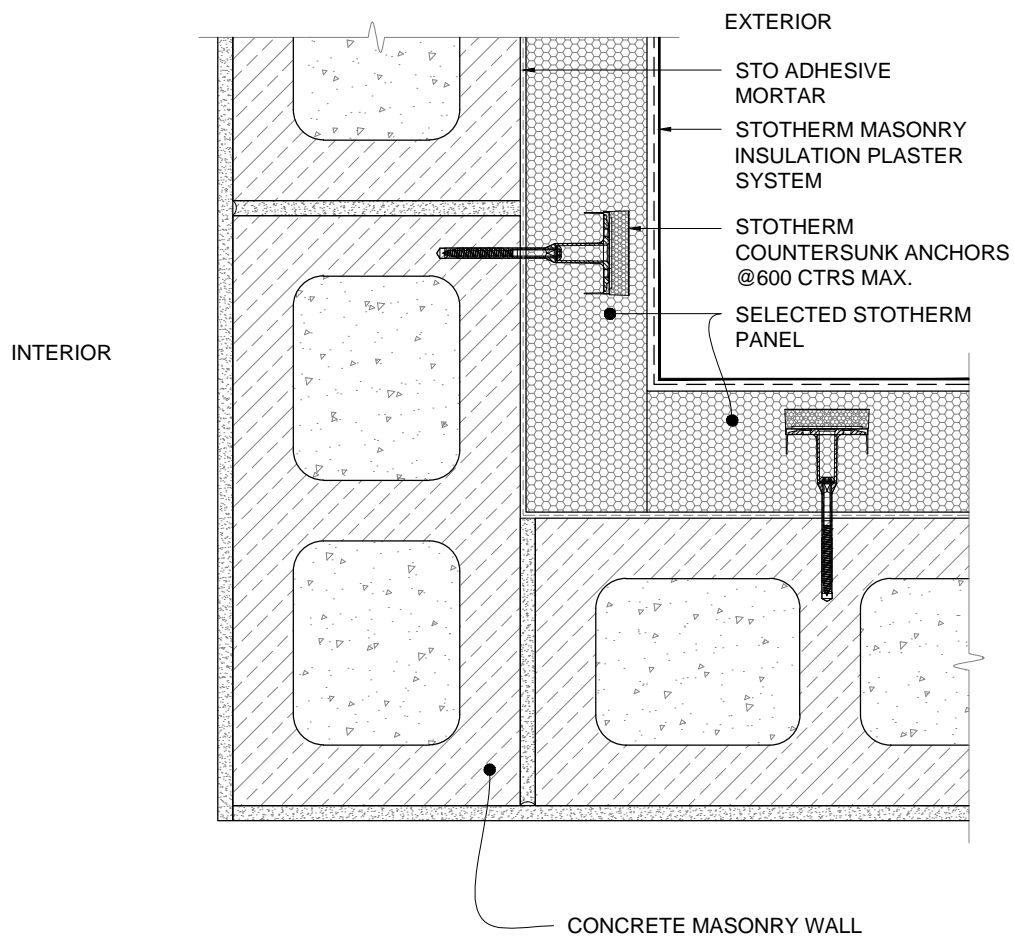
The information contained in this detail is based on our experience and testing and represents the latest information available at the date of issue. This detail is intended for use by the design professional and users of Sto products to assist in developing specific project details to be used in conjunction with a Sto Specification. We reserve the right to alter or update information at any time without prior notice & it is the responsibility of the specifier and/or the project manager to insure that they have the current Sto details and specifications.



SCALE 1:5

STO CONCRETE BLOCK	STO CONCRETE BLOCK INSULATION SYSTEM EXTERNAL CORNER - PLAN VIEW	STCB 300
		2014

The information contained in this detail is based on our experience and testing and represents the latest information available at the date of issue. This detail is intended for use by the design professional and users of Sto products to assist in developing specific project details to be used in conjunction with a Sto Specification. We reserve the right to alter or update information at any time without prior notice & it is the responsibility of the specifier and/or the project manager to insure that they have the current Sto details and specifications.



SCALE 1:5

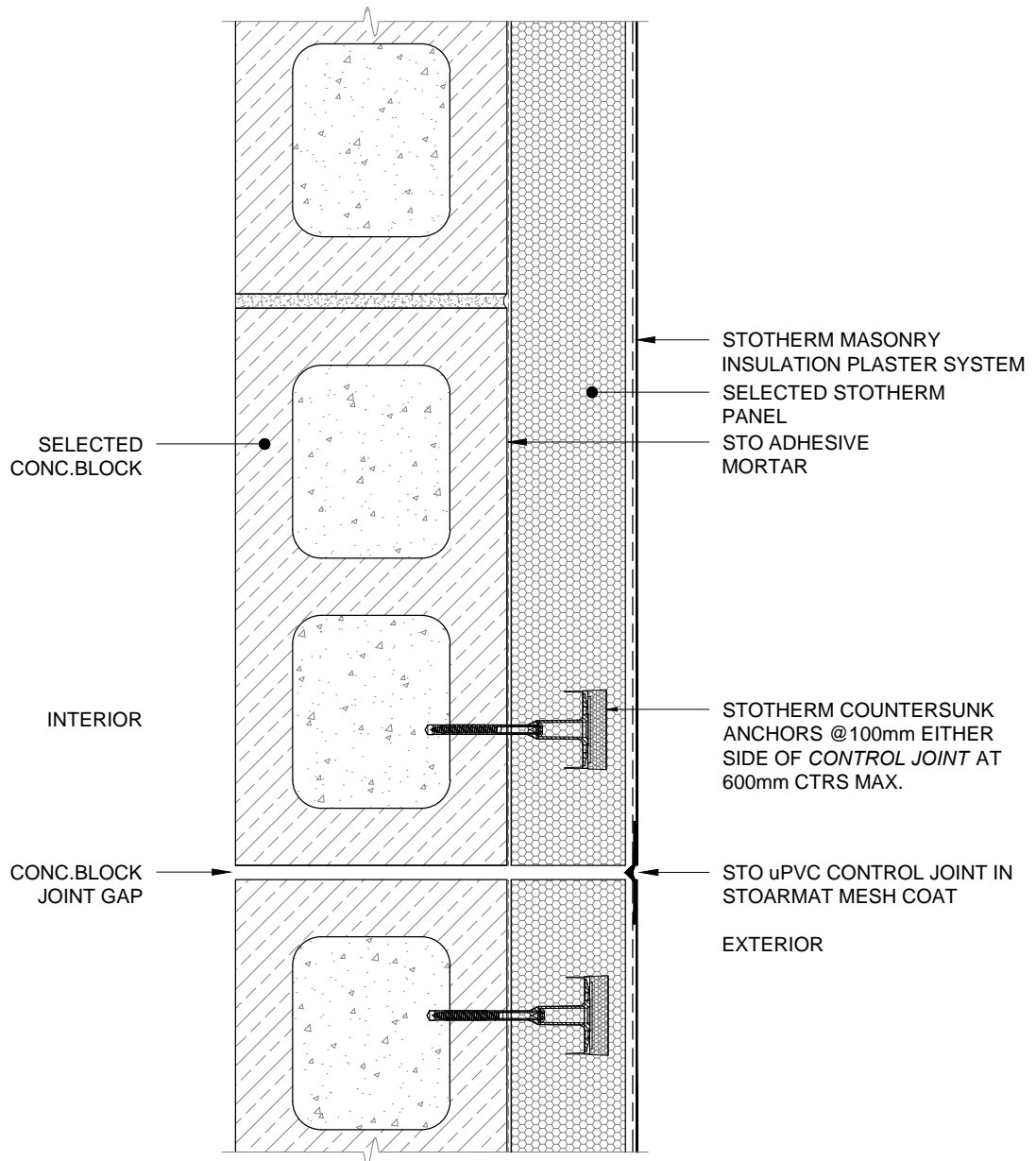
**STO CONCRETE
BLOCK**

**STO CONCRETE BLOCK INSULATION SYSTEM
INTERNAL CORNER - PLAN VIEW**

STCB 301

2014

The information contained in this detail is based on our experience and testing and represents the latest information available at the date of issue. This detail is intended for use by the design professional and users of Sto products to assist in developing specific project details to be used in conjunction with a Sto Specification. We reserve the right to alter or update information at any time without prior notice & it is the responsibility of the specifier and/or the project manager to insure that they have the current Sto details and specifications.



SCALE 1:5

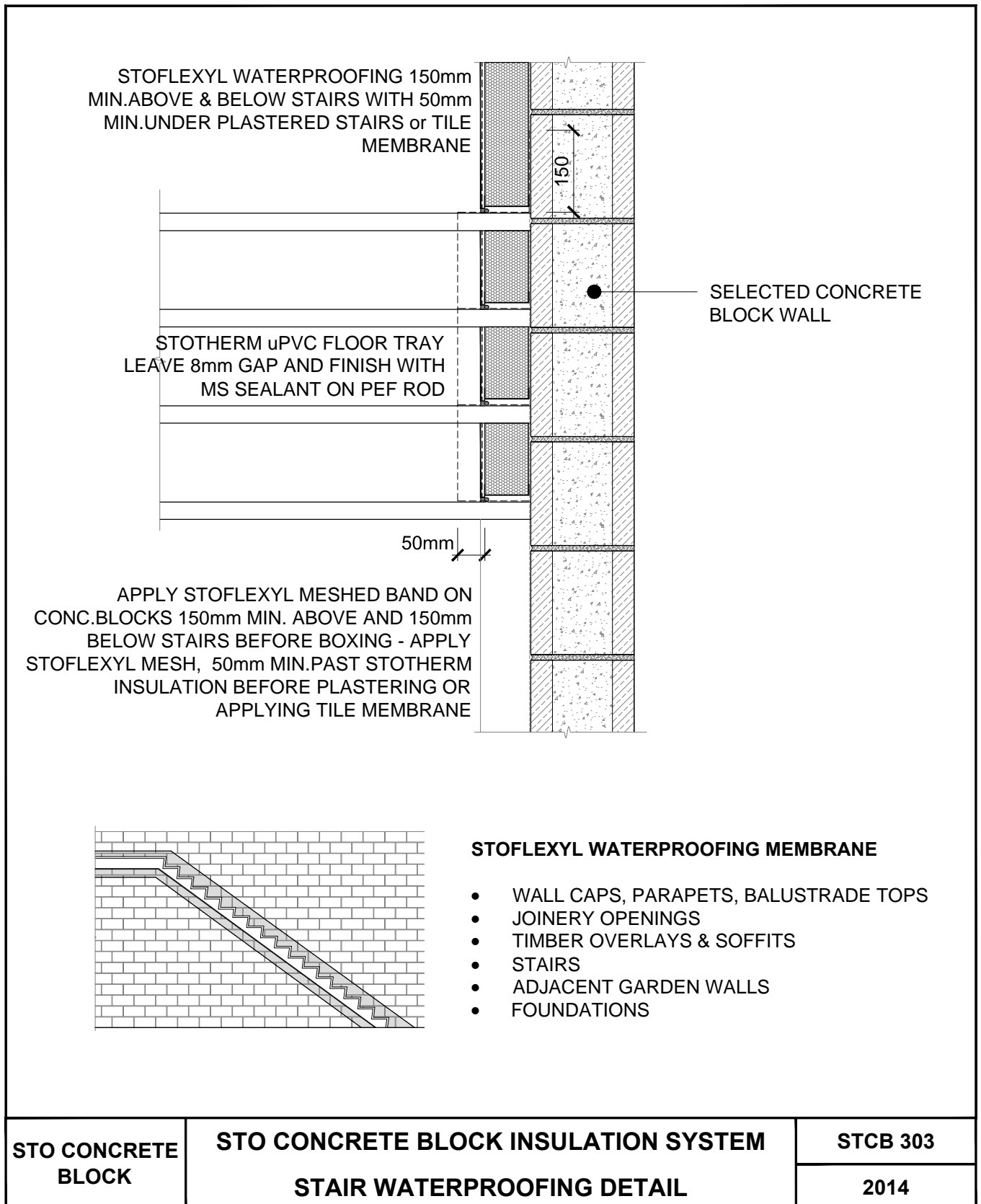
**STO CONCRETE
BLOCK**

**STO CONCRETE BLOCK INSULATION SYSTEM
CONTROL JOINT - PLAN VIEW**

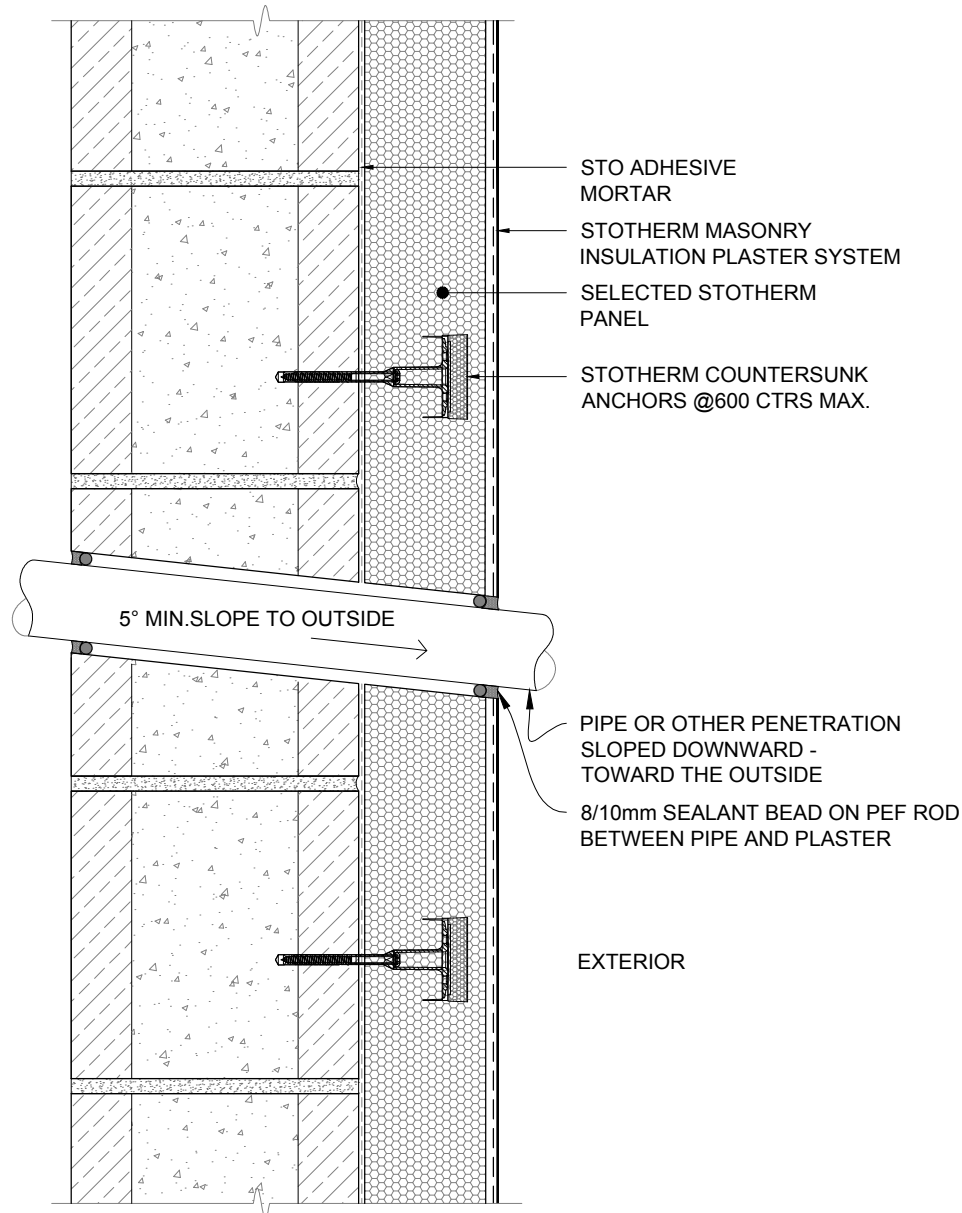
STCB 302

2014

The information contained in this detail is based on our experience and testing and represents the latest information available at the date of issue. This detail is intended for use by the design professional and users of Sto products to assist in developing specific project details to be used in conjunction with a Sto Specification. We reserve the right to alter or update information at any time without prior notice & it is the responsibility of the specifier and/or the project manager to insure that they have the current Sto details and specifications.



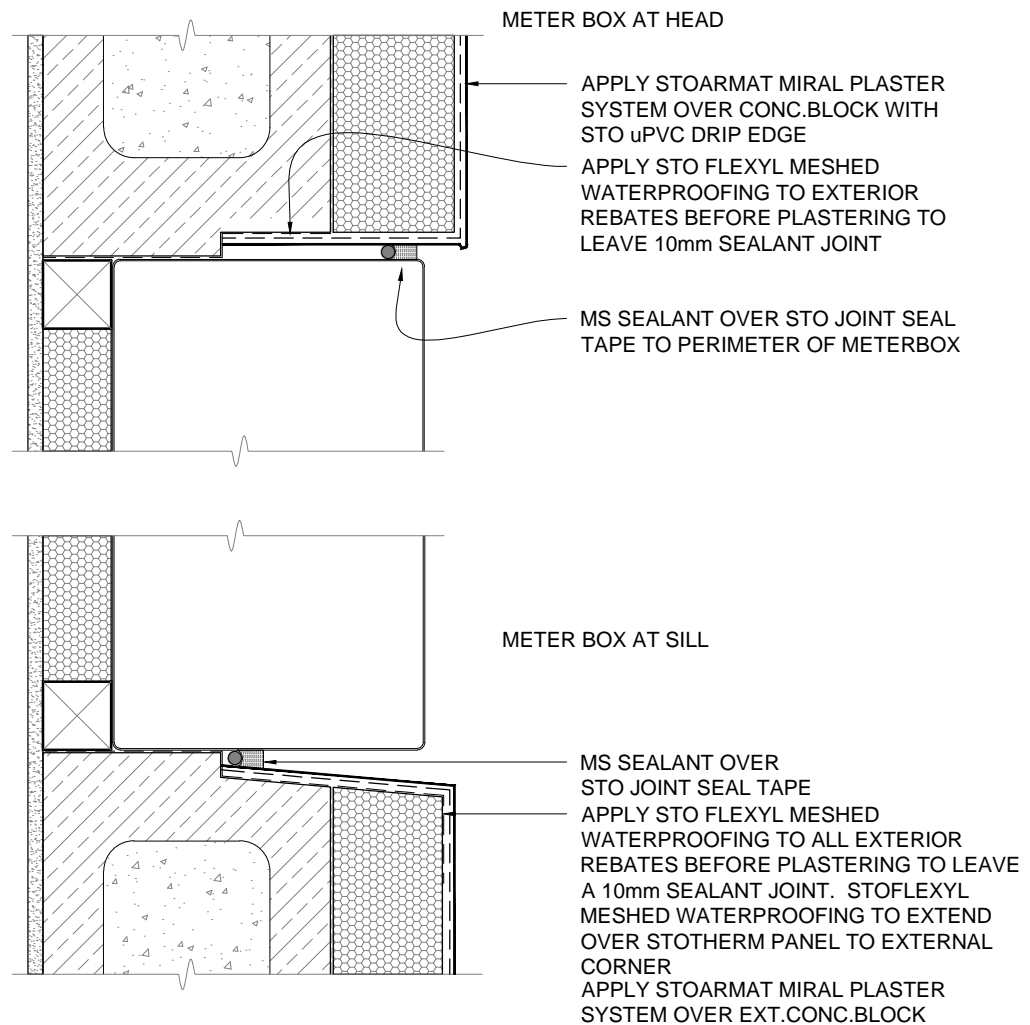
The information contained in this detail is based on our experience and testing and represents the latest information available at the date of issue. This detail is intended for use by the design professional and users of Sto products to assist in developing specific project details to be used in conjunction with a Sto Specification. We reserve the right to alter or update information at any time without prior notice & it is the responsibility of the specifier and/or the project manager to insure that they have the current Sto details and specifications.



SCALE 1:5

STO CONCRETE BLOCK	STO CONCRETE BLOCK INSULATION SYSTEM PIPE PENETRATION DETAIL (up to 150mm)	STCB 350
		2014

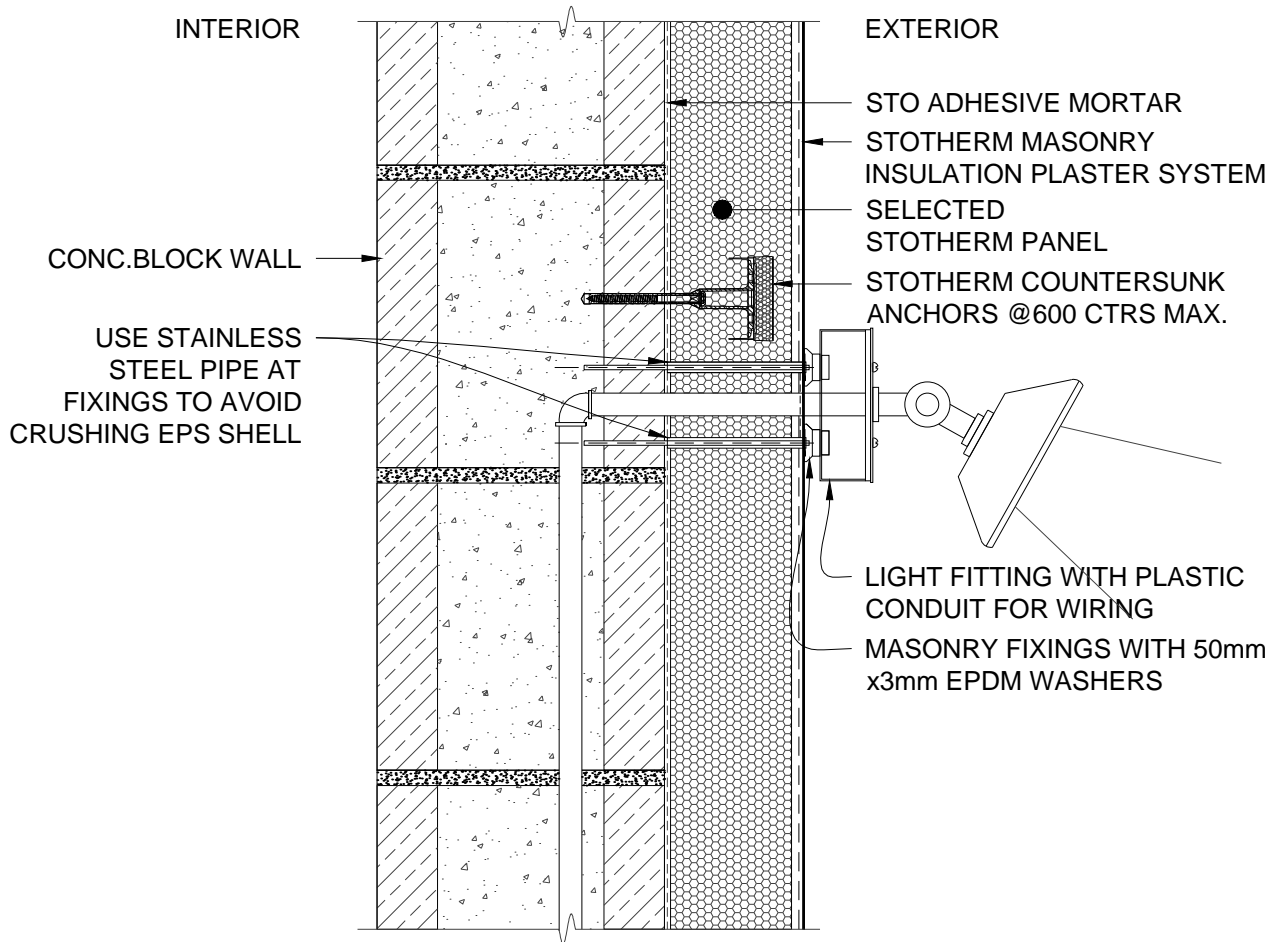
The information contained in this detail is based on our experience and testing and represents the latest information available at the date of issue. This detail is intended for use by the design professional and users of Sto products to assist in developing specific project details to be used in conjunction with a Sto Specification. We reserve the right to alter or update information at any time without prior notice & it is the responsibility of the specifier and/or the project manager to insure that they have the current Sto details and specifications.



SCALE 1:5

STO CONCRETE BLOCK	STO CONCRETE BLOCK INSULATION SYSTEM METER BOX	STCB 351
		2014

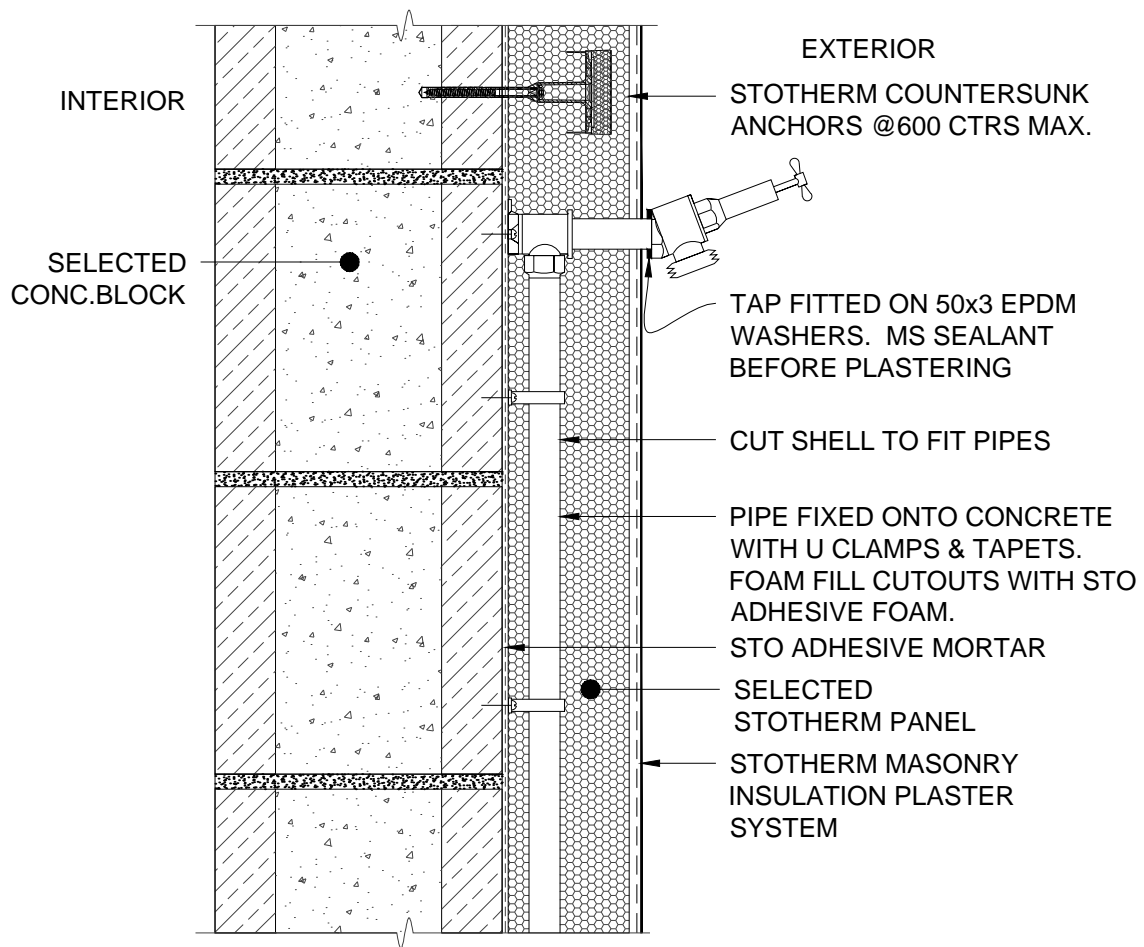
The information contained in this detail is based on our experience and testing and represents the latest information available at the date of issue. This detail is intended for use by the design professional and users of Sto products to assist in developing specific project details to be used in conjunction with a Sto Specification. We reserve the right to alter or update information at any time without prior notice & it is the responsibility of the specifier and/or the project manager to insure that they have the current Sto details and specifications.



SCALE 1:5

STO CONCRETE BLOCK	STO CONCRETE BLOCK INSULATION SYSTEM LIGHT FITTING/FIXING DETAIL	STCB 352
		2014

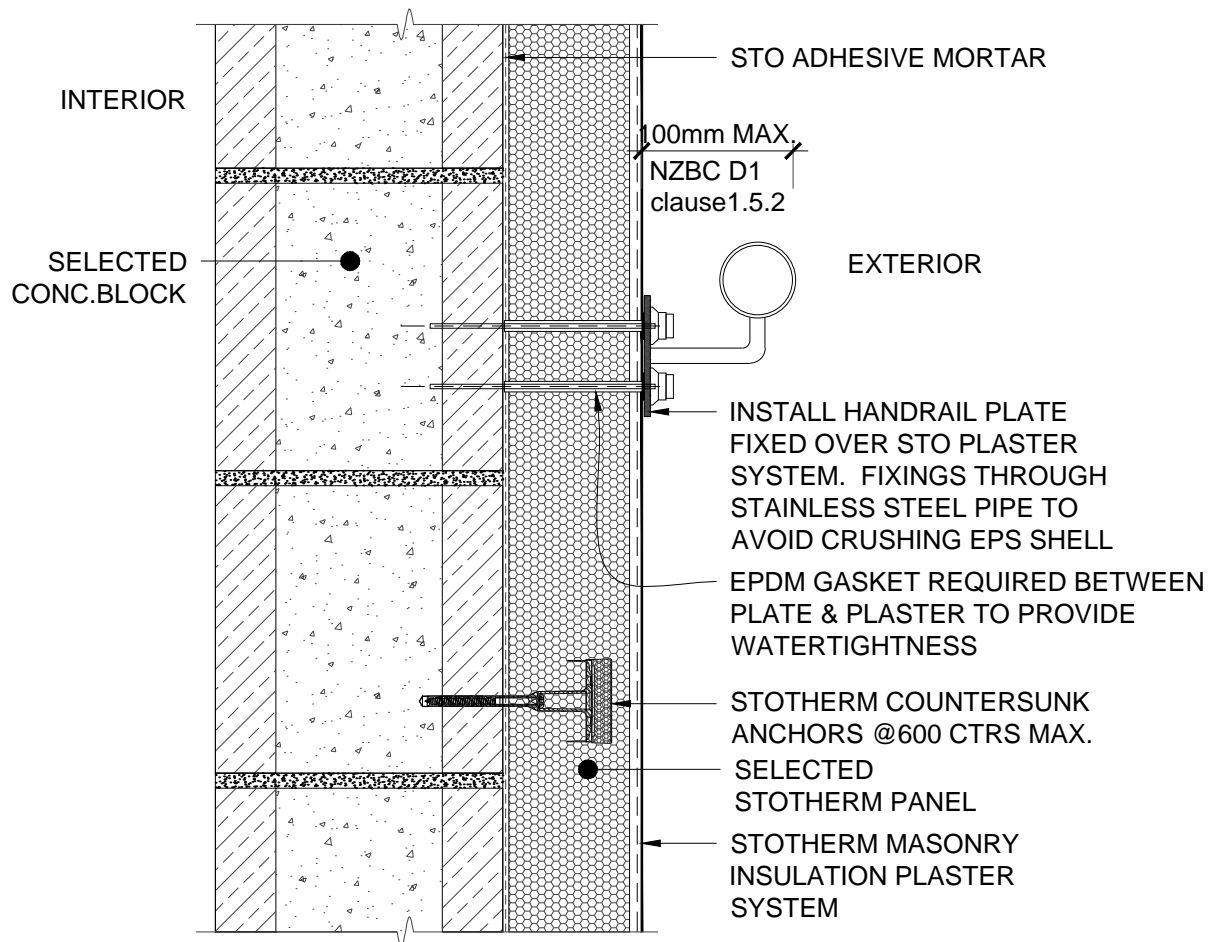
The information contained in this detail is based on our experience and testing and represents the latest information available at the date of issue. This detail is intended for use by the design professional and users of Sto products to assist in developing specific project details to be used in conjunction with a Sto Specification. We reserve the right to alter or update information at any time without prior notice & it is the responsibility of the specifier and/or the project manager to insure that they have the current Sto details and specifications.



SCALE 1:5

STO CONCRETE BLOCK	STO CONCRETE BLOCK INSULATION SYSTEM TAP FITTING/FIXING DETAIL	STCB 353 2014
--------------------	---	------------------

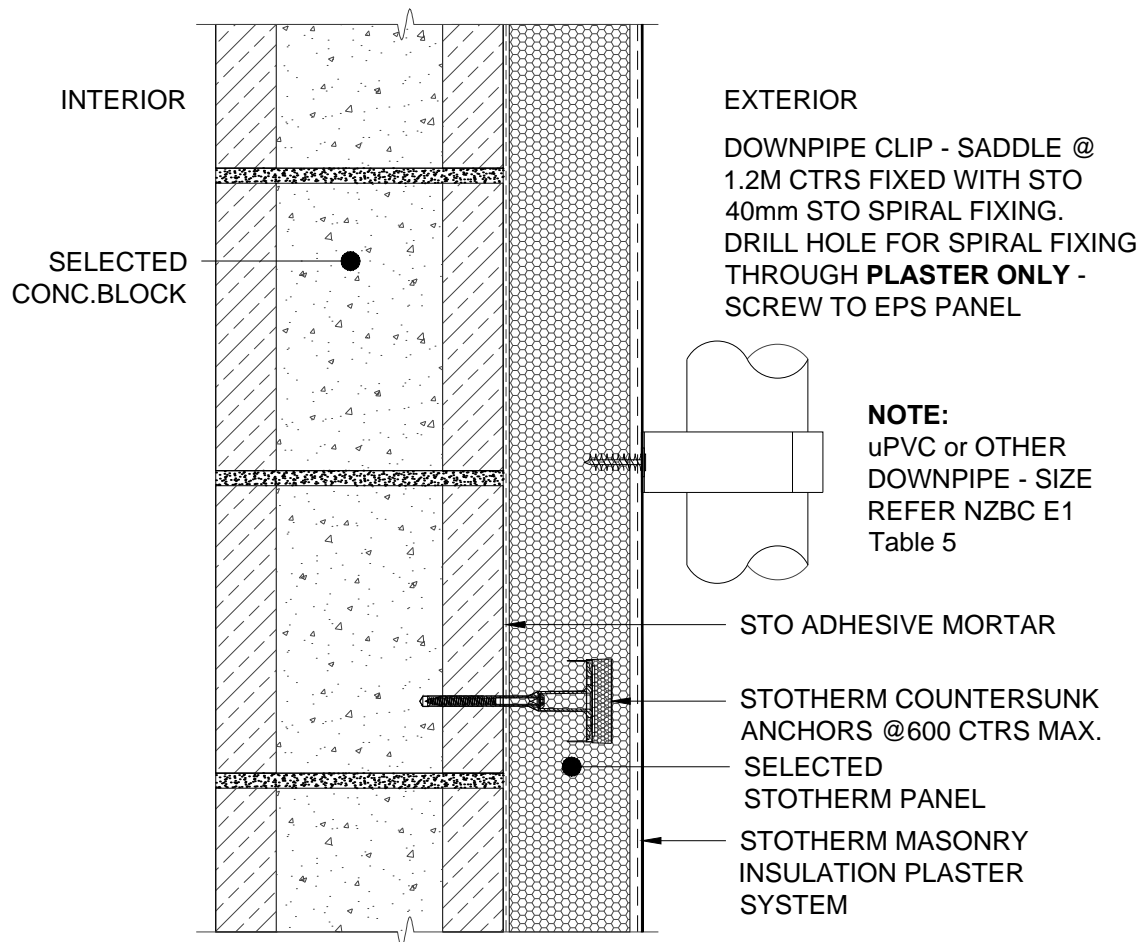
The information contained in this detail is based on our experience and testing and represents the latest information available at the date of issue. This detail is intended for use by the design professional and users of Sto products to assist in developing specific project details to be used in conjunction with a Sto Specification. We reserve the right to alter or update information at any time without prior notice & it is the responsibility of the specifier and/or the project manager to insure that they have the current Sto details and specifications.



SCALE 1:5

STO CONCRETE BLOCK	STO CONCRETE BLOCK INSULATION SYSTEM HAND RAIL BRACKET/FIXING DETAIL	STCB 354
		2014

The information contained in this detail is based on our experience and testing and represents the latest information available at the date of issue. This detail is intended for use by the design professional and users of Sto products to assist in developing specific project details to be used in conjunction with a Sto Specification. We reserve the right to alter or update information at any time without prior notice & it is the responsibility of the specifier and/or the project manager to insure that they have the current Sto details and specifications.

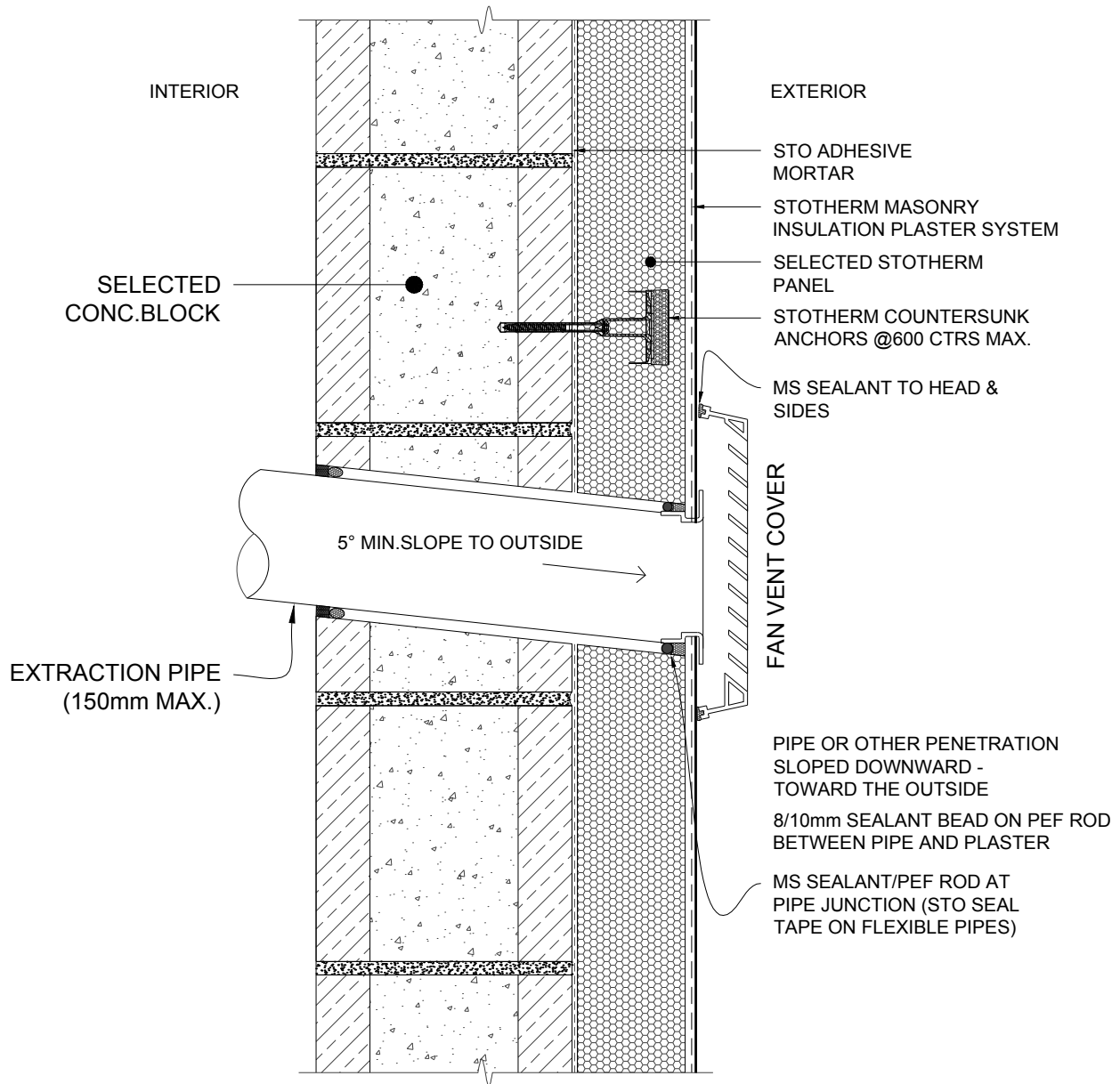


NOTE:
STO SPIRAL FIXINGS MAY BE USED TO SUPPORT OTHER ITEMS SUCH AS LIGHTS & SECURITY FITTINGS HOWEVER FACE WEIGHT **MUST NOT EXCEED 8kgs**

SCALE 1:5

STO CONCRETE BLOCK	STO CONCRETE BLOCK INSULATION SYSTEM DOWNPIPE SADDLE FIXING DETAIL	STCB 355 2014
--------------------	---	------------------

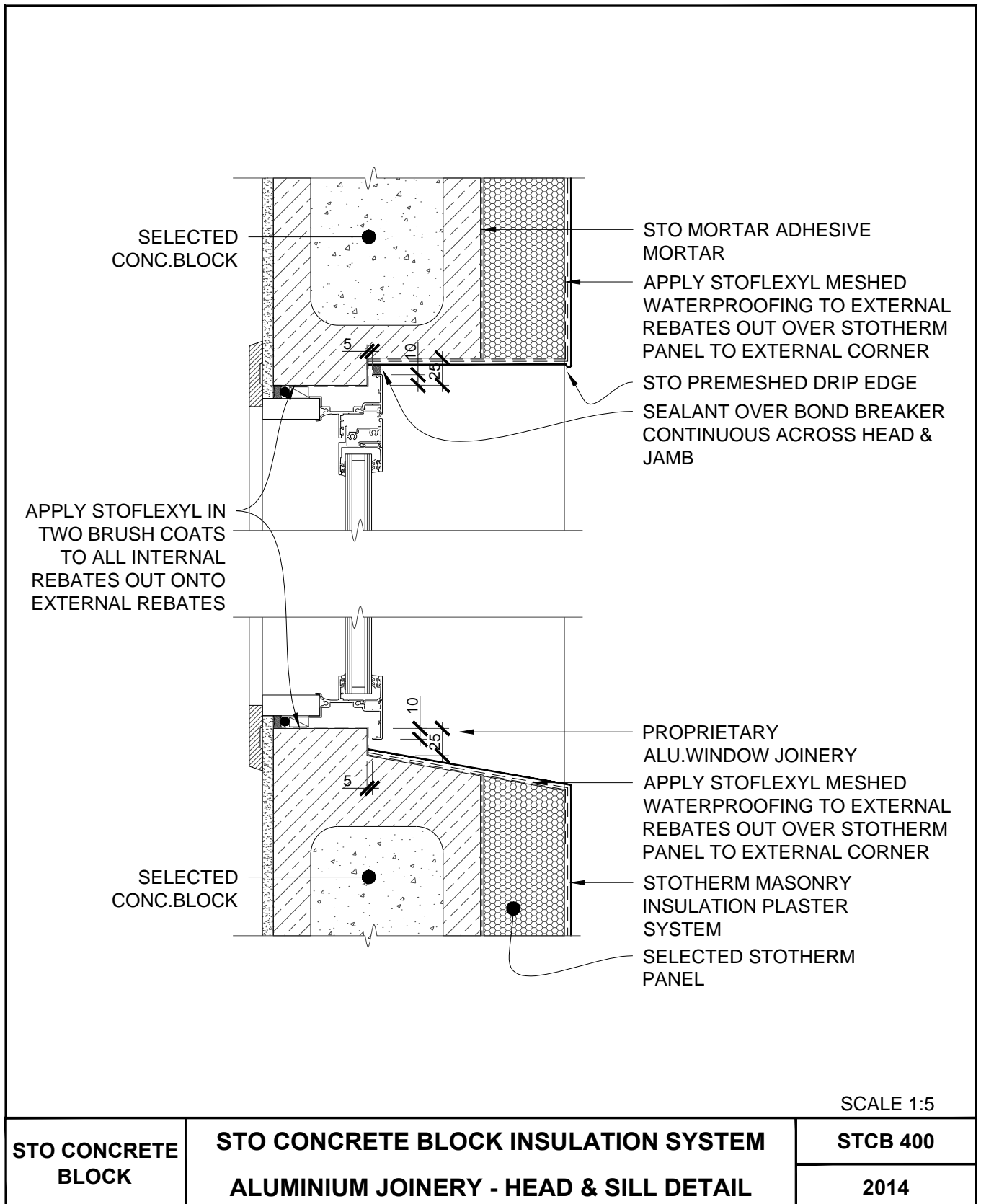
The information contained in this detail is based on our experience and testing and represents the latest information available at the date of issue. This detail is intended for use by the design professional and users of Sto products to assist in developing specific project details to be used in conjunction with a Sto Specification. We reserve the right to alter or update information at any time without prior notice & it is the responsibility of the specifier and/or the project manager to insure that they have the current Sto details and specifications.



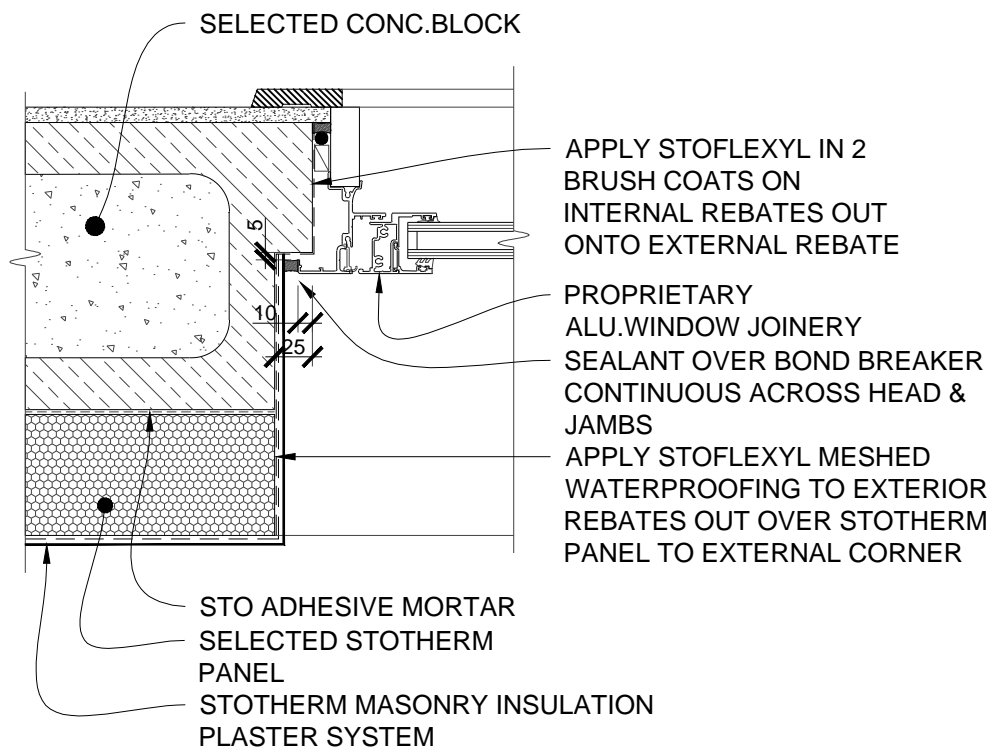
SCALE 1:5

STO CONCRETE BLOCK	STO CONCRETE BLOCK INSULATION SYSTEM FAN VENT DETAIL	STCB 356 2014
-------------------------------	---	------------------------------------

The information contained in this detail is based on our experience and testing and represents the latest information available at the date of issue. This detail is intended for use by the design professional and users of Sto products to assist in developing specific project details to be used in conjunction with a Sto Specification. We reserve the right to alter or update information at any time without prior notice & it is the responsibility of the specifier and/or the project manager to insure that they have the current Sto details and specifications.



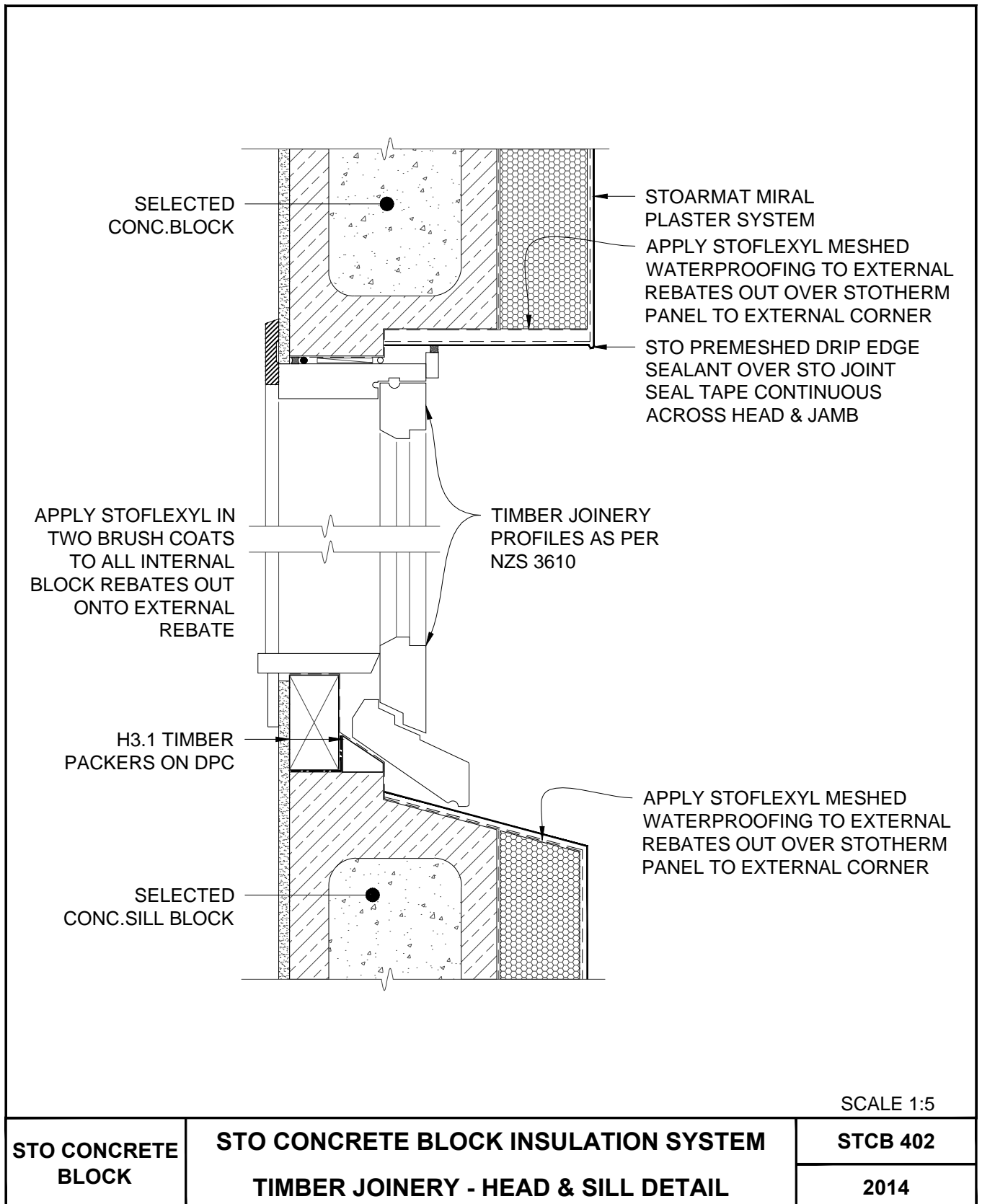
The information contained in this detail is based on our experience and testing and represents the latest information available at the date of issue. This detail is intended for use by the design professional and users of Sto products to assist in developing specific project details to be used in conjunction with a Sto Specification. We reserve the right to alter or update information at any time without prior notice & it is the responsibility of the specifier and/or the project manager to insure that they have the current Sto details and specifications.



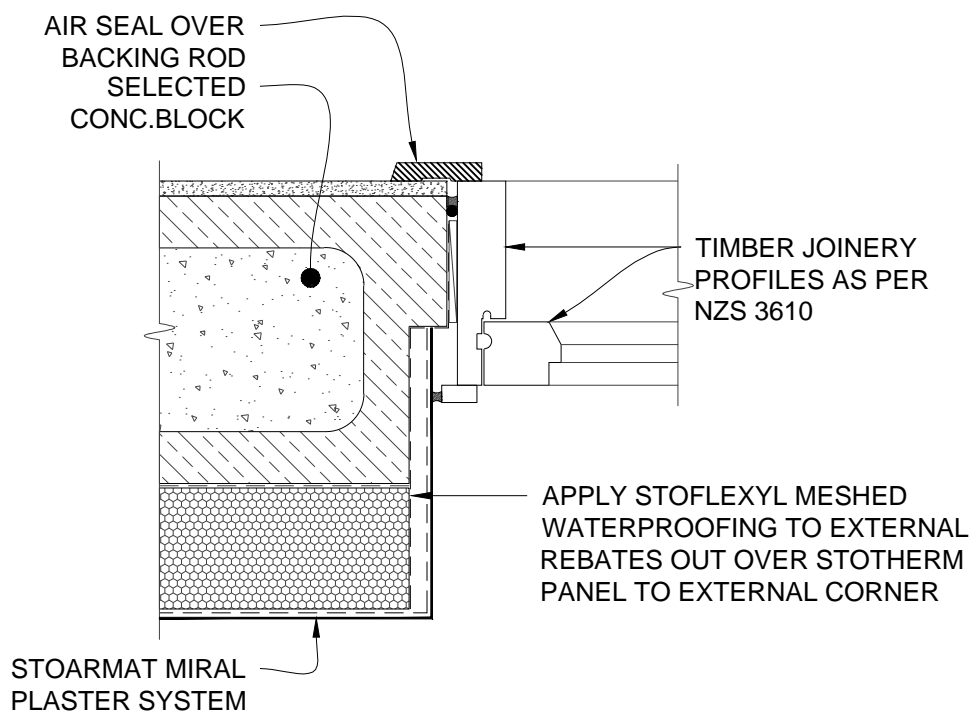
SCALE 1:5

STO CONCRETE BLOCK	STO CONCRETE BLOCK INSULATION SYSTEM ALUMINIUM JOINERY - JAMB DETAIL	STCB 401
		2014

The information contained in this detail is based on our experience and testing and represents the latest information available at the date of issue. This detail is intended for use by the design professional and users of Sto products to assist in developing specific project details to be used in conjunction with a Sto Specification. We reserve the right to alter or update information at any time without prior notice & it is the responsibility of the specifier and/or the project manager to insure that they have the current Sto details and specifications.



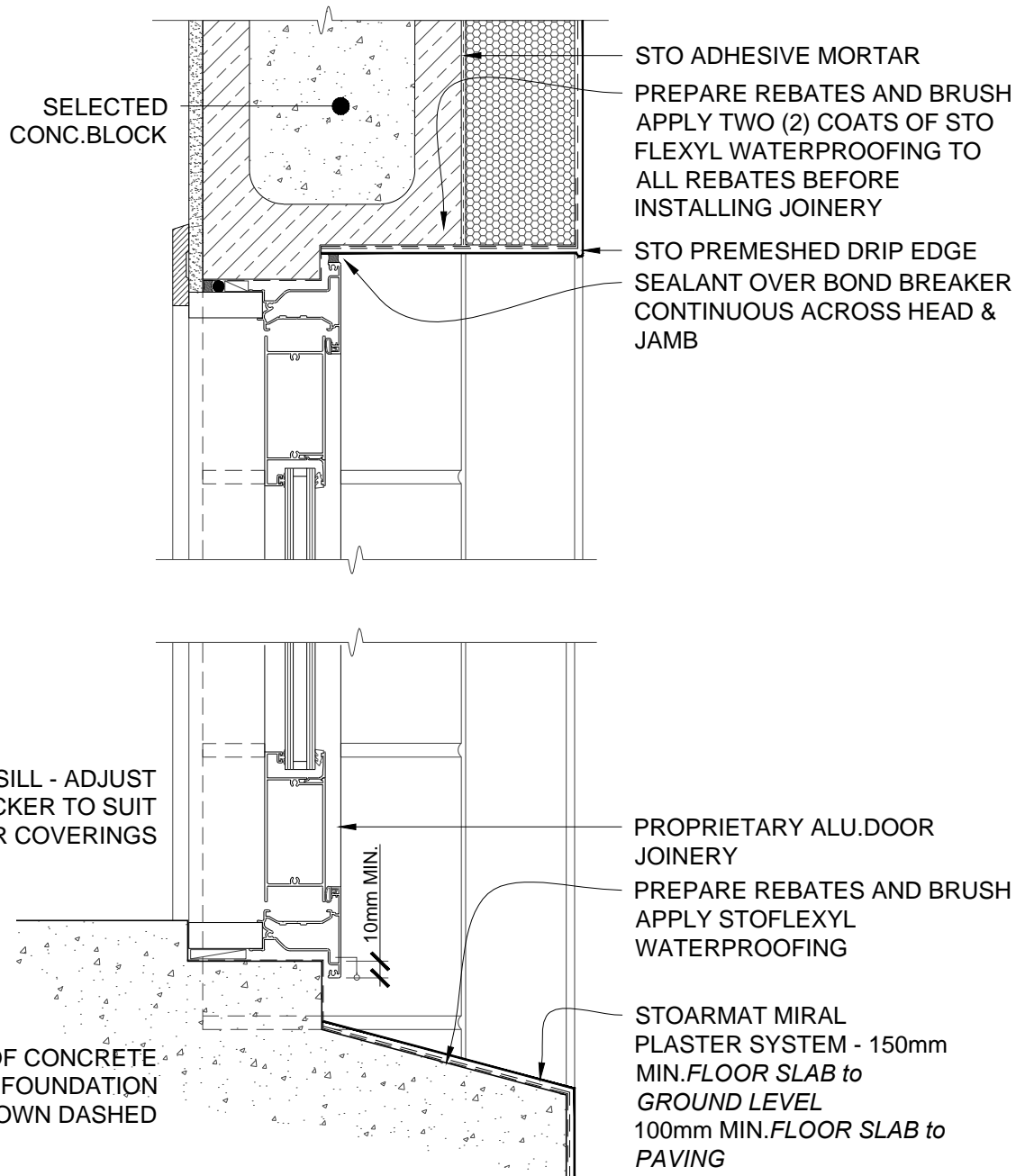
The information contained in this detail is based on our experience and testing and represents the latest information available at the date of issue. This detail is intended for use by the design professional and users of Sto products to assist in developing specific project details to be used in conjunction with a Sto Specification. We reserve the right to alter or update information at any time without prior notice & it is the responsibility of the specifier and/or the project manager to insure that they have the current Sto details and specifications.



SCALE 1:5

STO CONCRETE BLOCK	STO CONCRETE BLOCK INSULATION SYSTEM TIMBER JOINERY - JAMB DETAIL	STCB 403
		2014

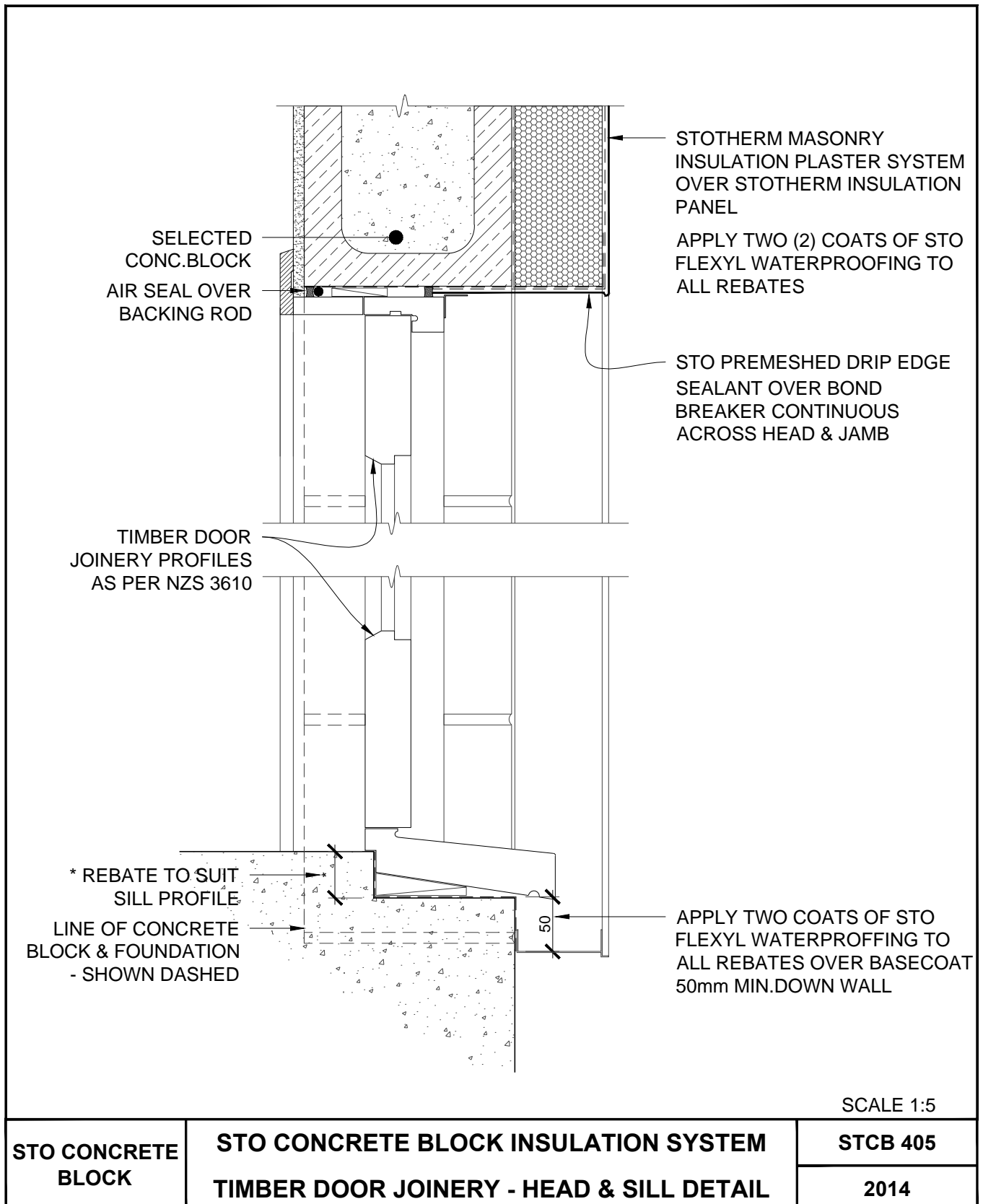
The information contained in this detail is based on our experience and testing and represents the latest information available at the date of issue. This detail is intended for use by the design professional and users of Sto products to assist in developing specific project details to be used in conjunction with a Sto Specification. We reserve the right to alter or update information at any time without prior notice & it is the responsibility of the specifier and/or the project manager to insure that they have the current Sto details and specifications.



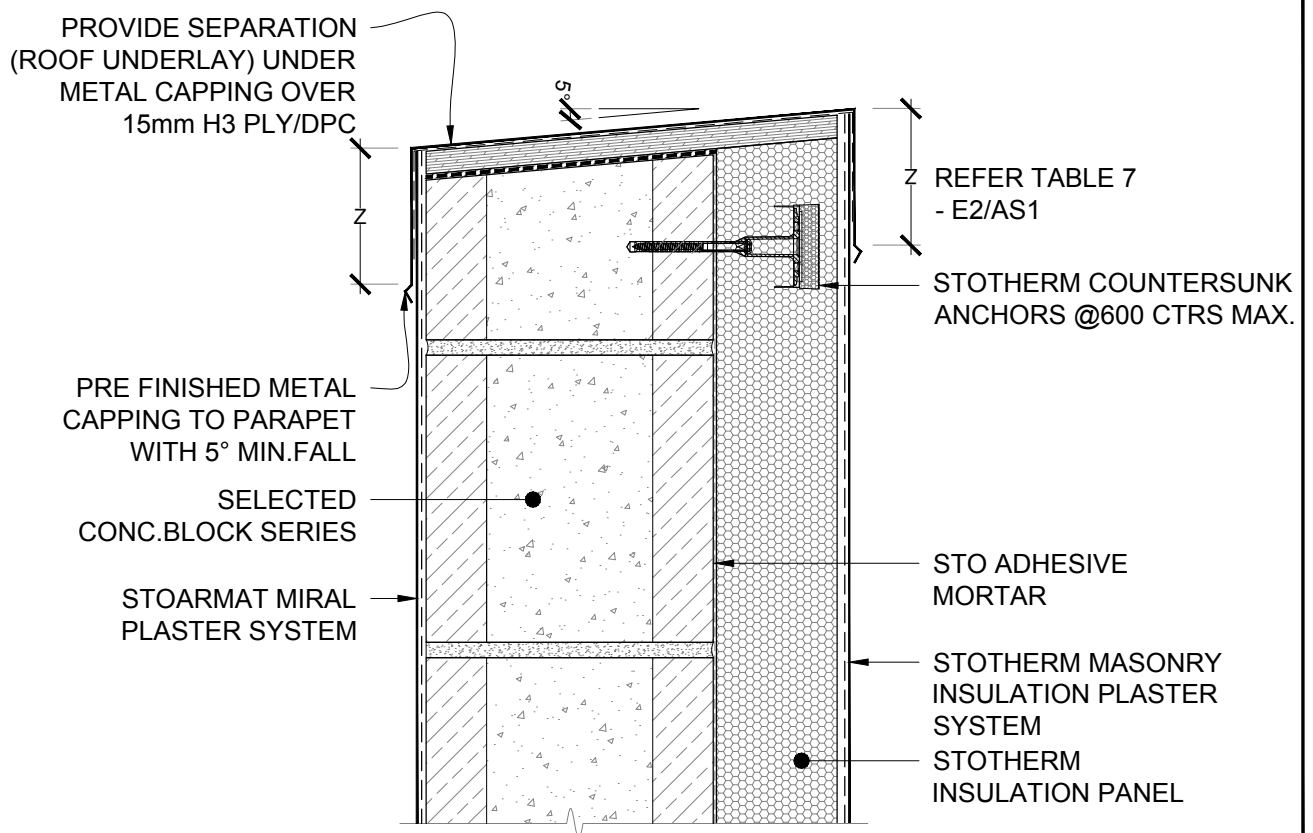
SCALE 1:5

STO CONCRETE BLOCK	STO CONCRETE BLOCK INSULATION SYSTEM ALU.JOINERY-DOOR HEAD & THRESHOLD DETAIL	STCB 404
		2014

The information contained in this detail is based on our experience and testing and represents the latest information available at the date of issue. This detail is intended for use by the design professional and users of Sto products to assist in developing specific project details to be used in conjunction with a Sto Specification. We reserve the right to alter or update information at any time without prior notice & it is the responsibility of the specifier and/or the project manager to insure that they have the current Sto details and specifications.



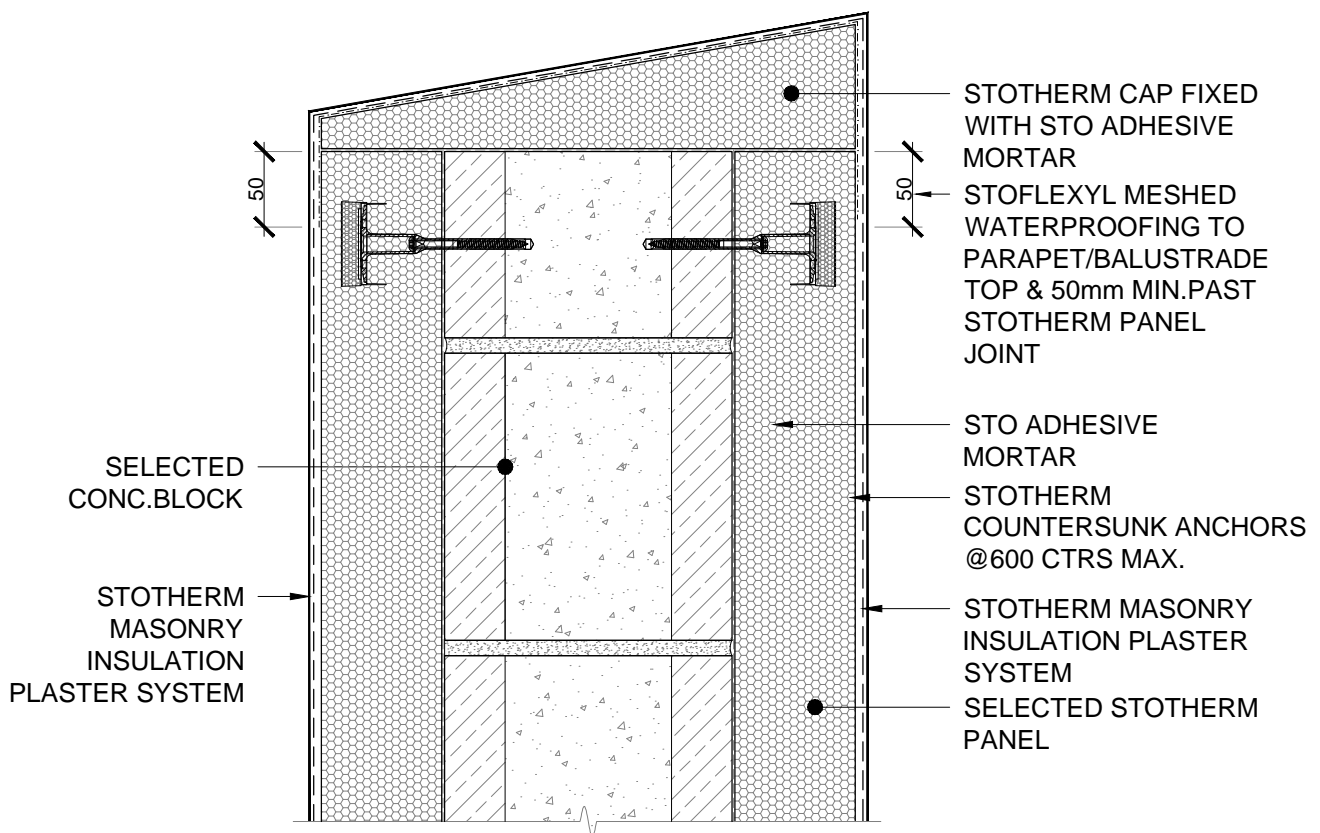
The information contained in this detail is based on our experience and testing and represents the latest information available at the date of issue. This detail is intended for use by the design professional and users of Sto products to assist in developing specific project details to be used in conjunction with a Sto Specification. We reserve the right to alter or update information at any time without prior notice & it is the responsibility of the specifier and/or the project manager to insure that they have the current Sto details and specifications.



SCALE 1:5

STO CONCRETE BLOCK	STO CONCRETE BLOCK INSULATION SYSTEM PARAPET/METAL FLASHING DETAIL	STCB 500
		2014

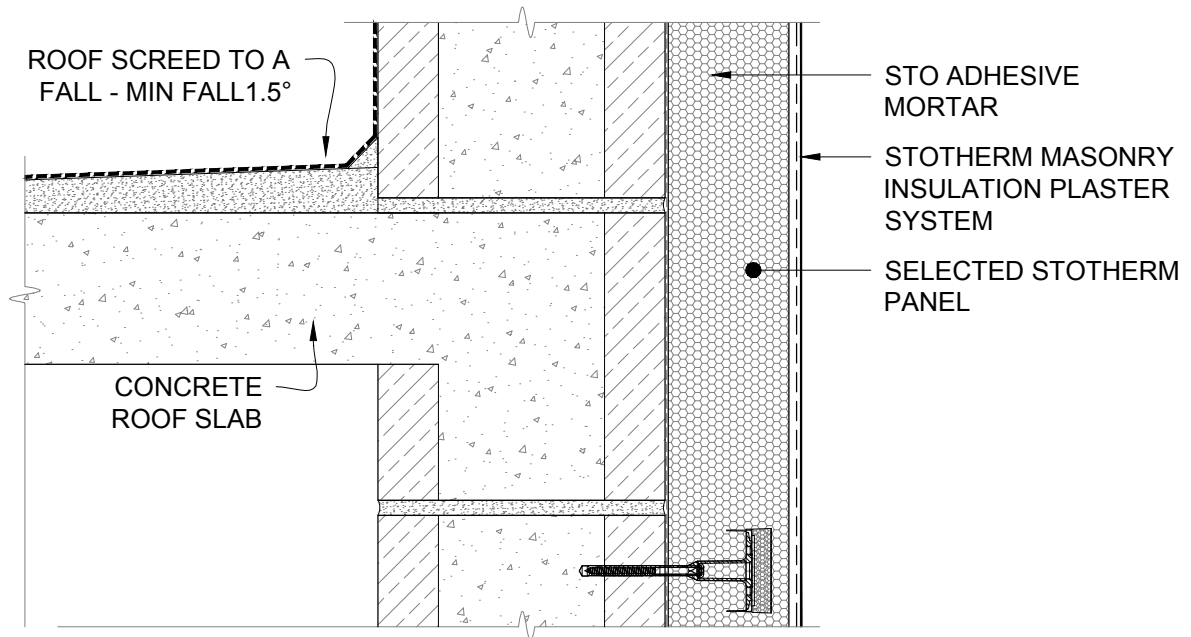
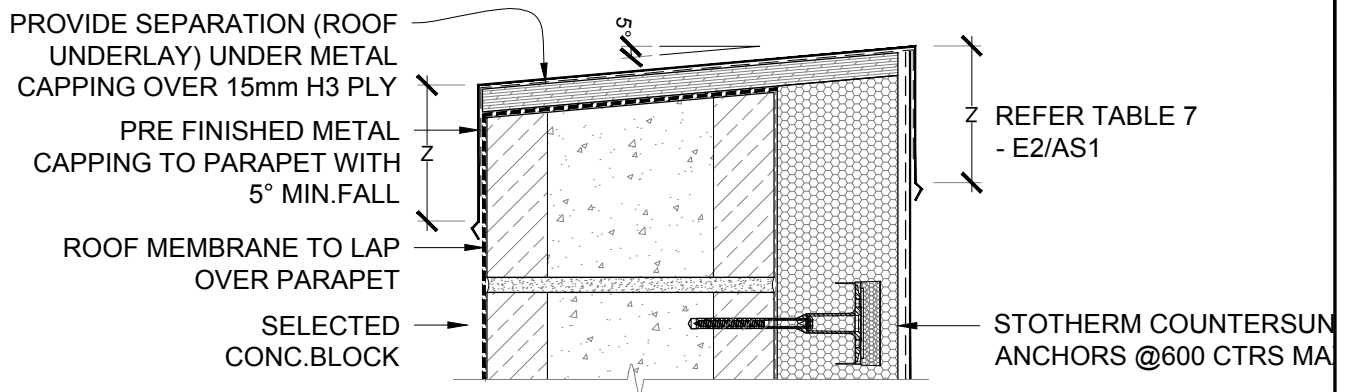
The information contained in this detail is based on our experience and testing and represents the latest information available at the date of issue. This detail is intended for use by the design professional and users of Sto products to assist in developing specific project details to be used in conjunction with a Sto Specification. We reserve the right to alter or update information at any time without prior notice & it is the responsibility of the specifier and/or the project manager to insure that they have the current Sto details and specifications.



SCALE 1:5

STO CONCRETE BLOCK	STO CONCRETE BLOCK INSULATION SYSTEM PLASTERED PARAPET/BALUSTRADE DETAIL	STCB 501
		2014

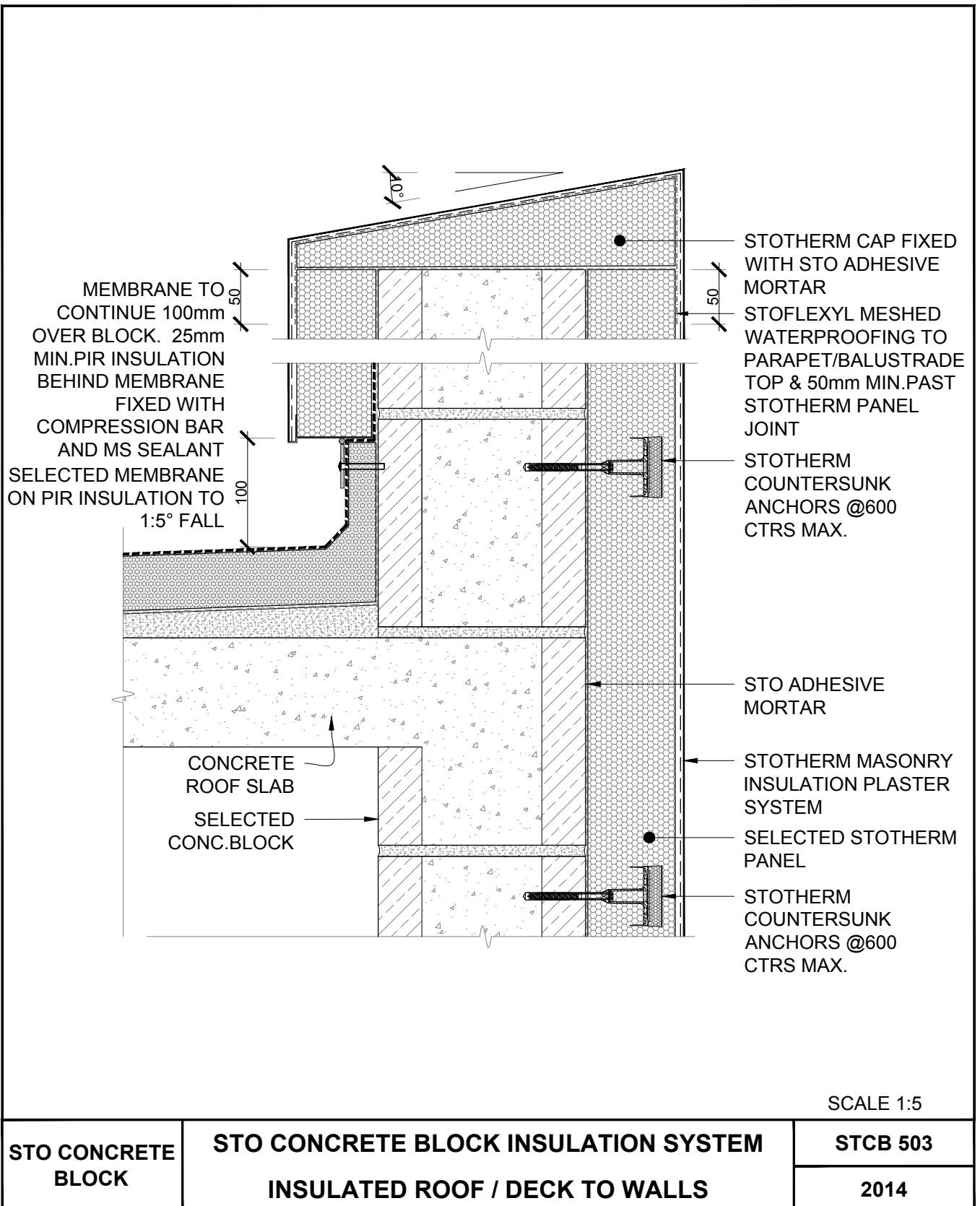
The information contained in this detail is based on our experience and testing and represents the latest information available at the date of issue. This detail is intended for use by the design professional and users of Sto products to assist in developing specific project details to be used in conjunction with a Sto Specification. We reserve the right to alter or update information at any time without prior notice & it is the responsibility of the specifier and/or the project manager to insure that they have the current Sto details and specifications.



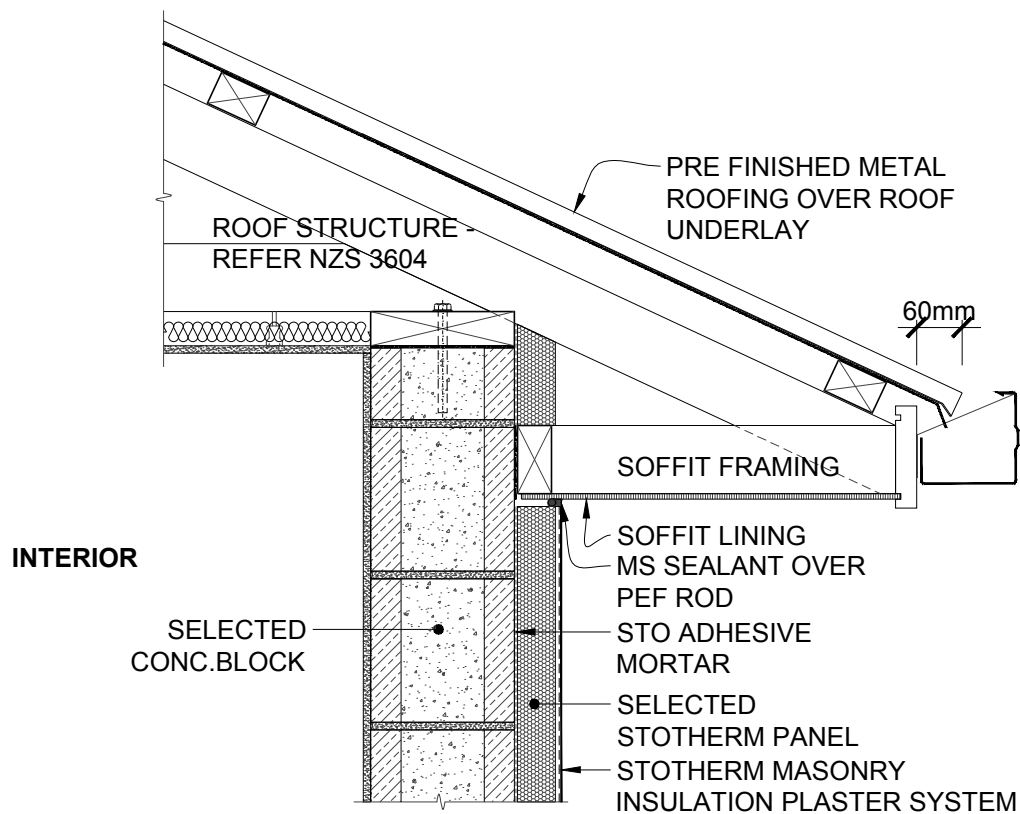
SCALE 1:5

STO CONCRETE BLOCK	STO CONCRETE BLOCK INSULATION SYSTEM PARAPET/ROOF/WALL DETAIL	STCB 502
		2014

The information contained in this detail is based on our experience and testing and represents the latest information available at the date of issue. This detail is intended for use by the design professional and users of Sto products to assist in developing specific project details to be used in conjunction with a Sto Specification. We reserve the right to alter or update information at any time without prior notice & it is the responsibility of the specifier and/or the project manager to insure that they have the current Sto details and specifications.



The information contained in this detail is based on our experience and testing and represents the latest information available at the date of issue. This detail is intended for use by the design professional and users of Sto products to assist in developing specific project details to be used in conjunction with a Sto Specification. We reserve the right to alter or update information at any time without prior notice & it is the responsibility of the specifier and/or the project manager to insure that they have the current Sto details and specifications.



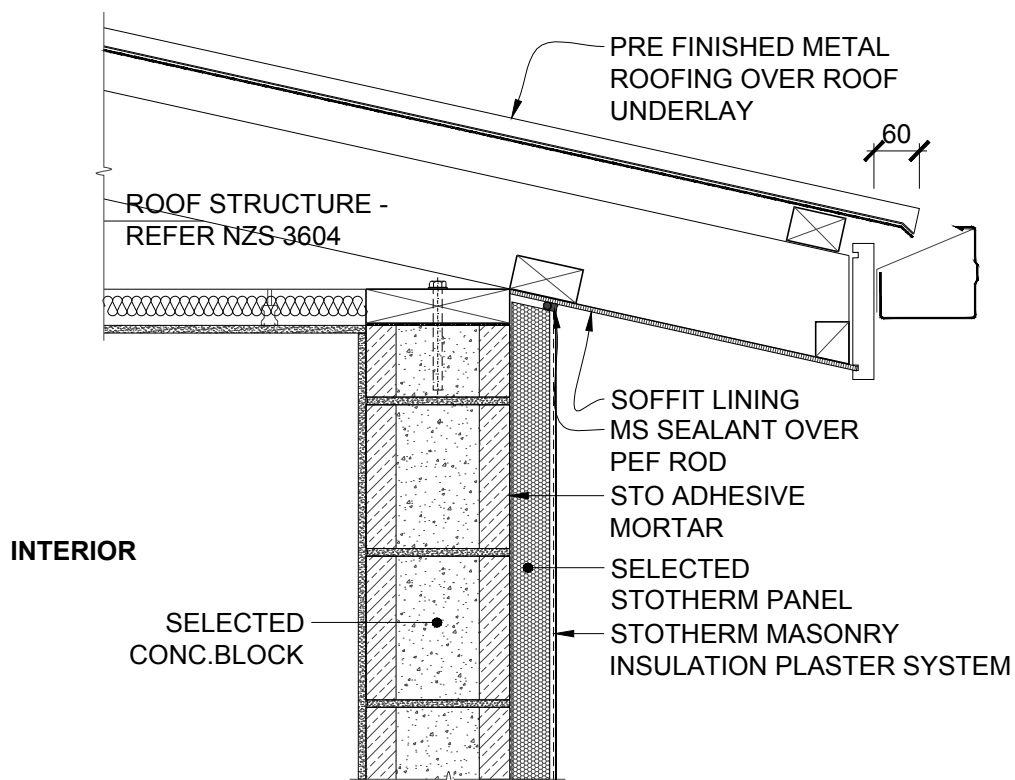
NOTE: EAVE FLASHING **REQUIRED** WHERE

- ROOF SLOPE LESS THAN OR EQUAL TO 10°
- SOFFIT WIDTH LESS THAN OR EQUAL TO 100mm
- WIND ZONES ARE VERY HIGH or EXTRA HIGH

SCALE 1:10

STO CONCRETE BLOCK	STO CONCRETE BLOCK INSULATION SYSTEM FLAT SOFFIT/WALL JUNCTION	STCB 600
		2014

The information contained in this detail is based on our experience and testing and represents the latest information available at the date of issue. This detail is intended for use by the design professional and users of Sto products to assist in developing specific project details to be used in conjunction with a Sto Specification. We reserve the right to alter or update information at any time without prior notice & it is the responsibility of the specifier and/or the project manager to insure that they have the current Sto details and specifications.



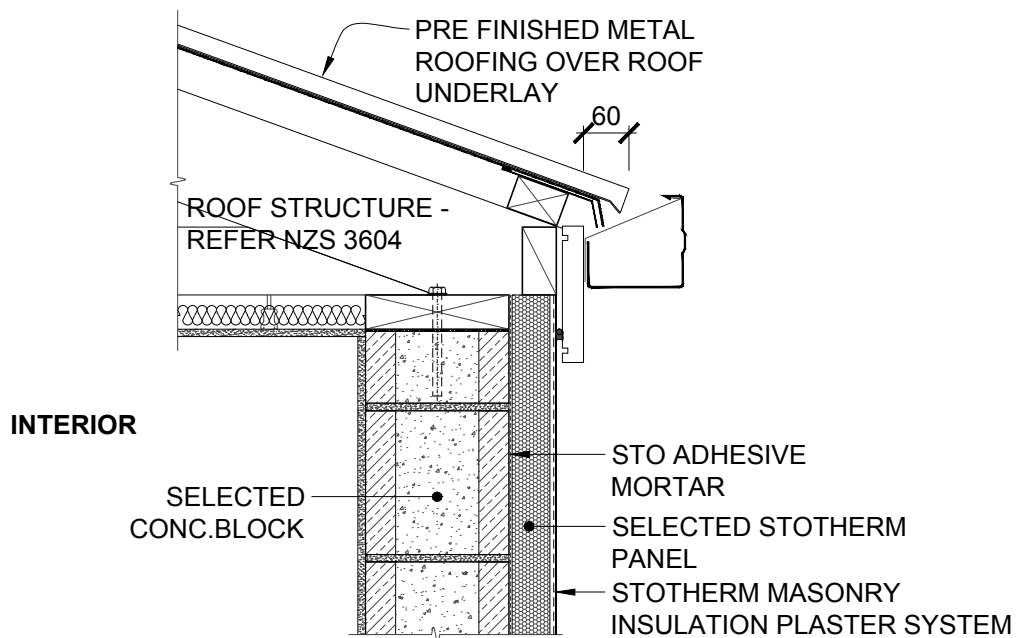
NOTE: EAVE FLASHING **REQUIRED** WHERE

- ROOF SLOPE LESS THAN OR EQUAL TO 10°
- SOFFIT WIDTH LESS THAN OR EQUAL TO 100mm
- WIND ZONES ARE VERY HIGH or EXTRA HIGH

SCALE 1:10

STO CONCRETE BLOCK	STO CONCRETE BLOCK INSULATION SYSTEM RAKING SOFFIT/WALL JUNCTION	STCB 601 2014
--------------------	---	------------------

The information contained in this detail is based on our experience and testing and represents the latest information available at the date of issue. This detail is intended for use by the design professional and users of Sto products to assist in developing specific project details to be used in conjunction with a Sto Specification. We reserve the right to alter or update information at any time without prior notice & it is the responsibility of the specifier and/or the project manager to insure that they have the current Sto details and specifications.

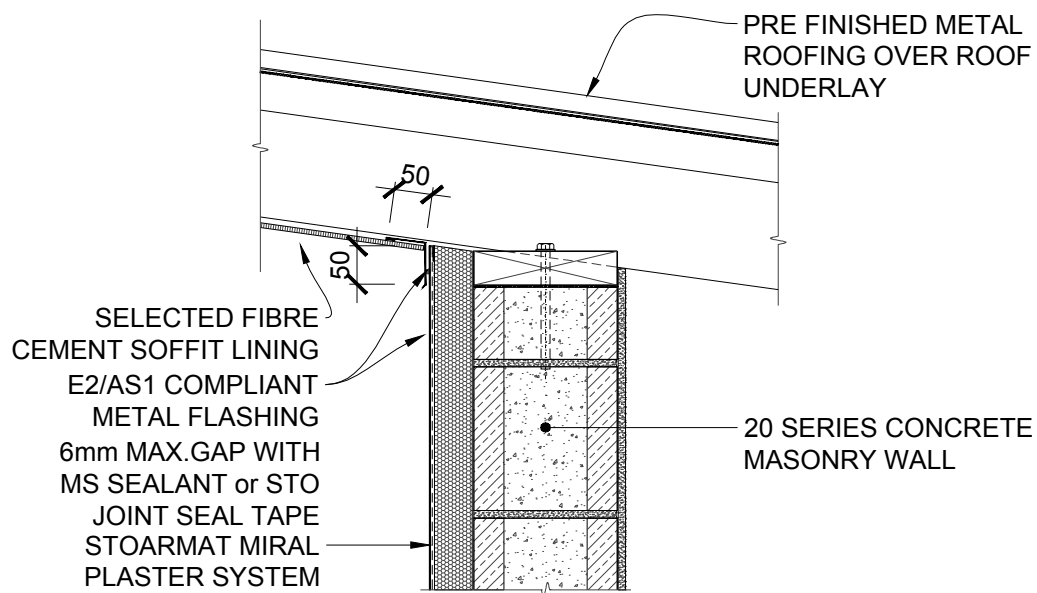


- NOTE: EAVE FLASHING **REQUIRED** WHERE
- ROOF SLOPE LESS THAN OR EQUAL TO 10°
 - SOFFIT WIDTH LESS THAN OR EQUAL TO 100mm
 - WIND ZONES ARE VERY HIGH or EXTRA HIGH

SCALE 1:10

STO CONCRETE BLOCK	STO CONCRETE BLOCK INSULATION SYSTEM FACED FIXED FASCIA	STCB 602 2014
-----------------------	--	------------------

The information contained in this detail is based on our experience and testing and represents the latest information available at the date of issue. This detail is intended for use by the design professional and users of Sto products to assist in developing specific project details to be used in conjunction with a Sto Specification. We reserve the right to alter or update information at any time without prior notice & it is the responsibility of the specifier and/or the project manager to insure that they have the current Sto details and specifications.



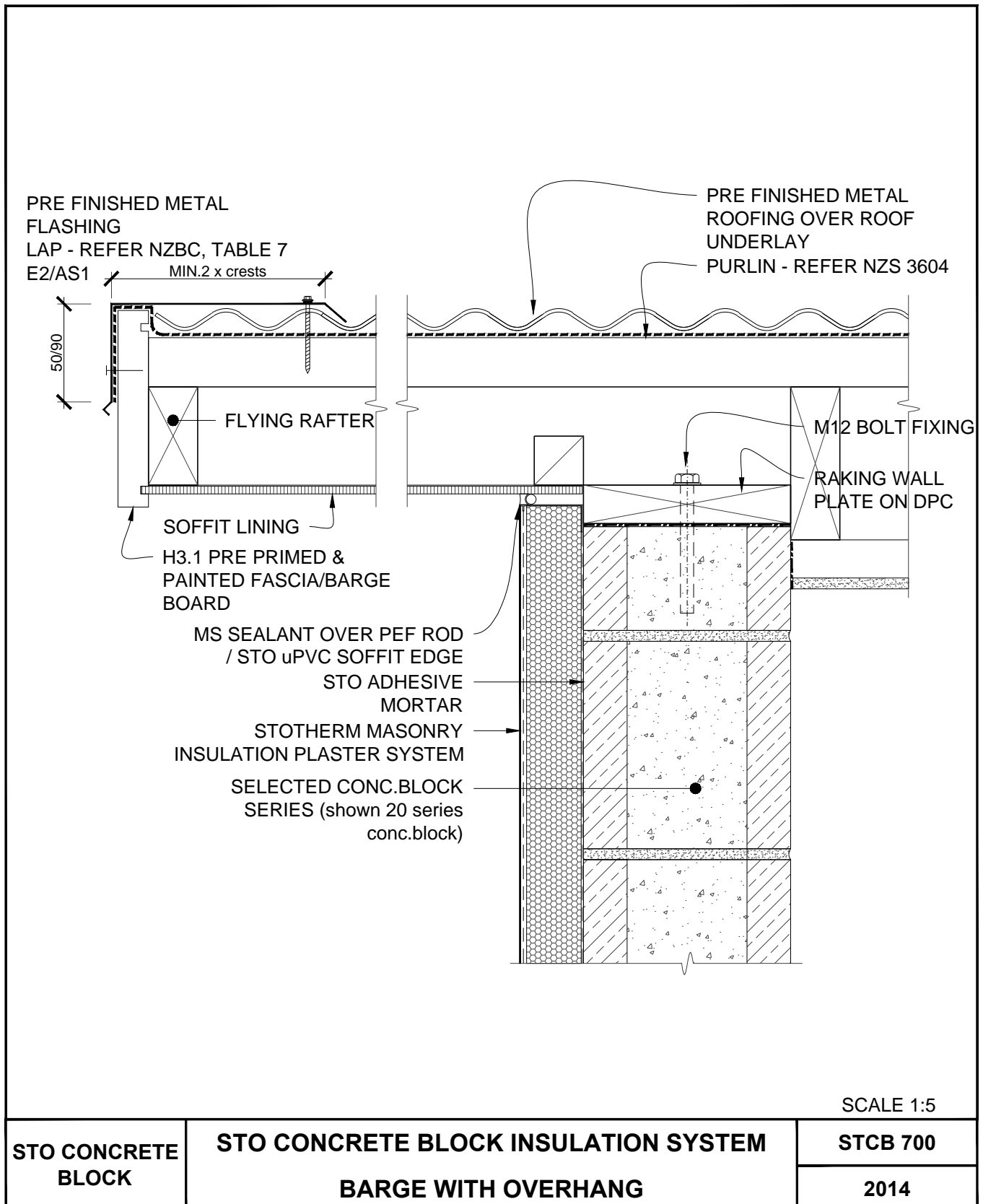
NOTE:

- MAX.ANGLE OF SOFFIT RESTRICTED TO BETWEEN 91° - 115°
- SOFFITS ARE FIXED AFTER PLASTERING

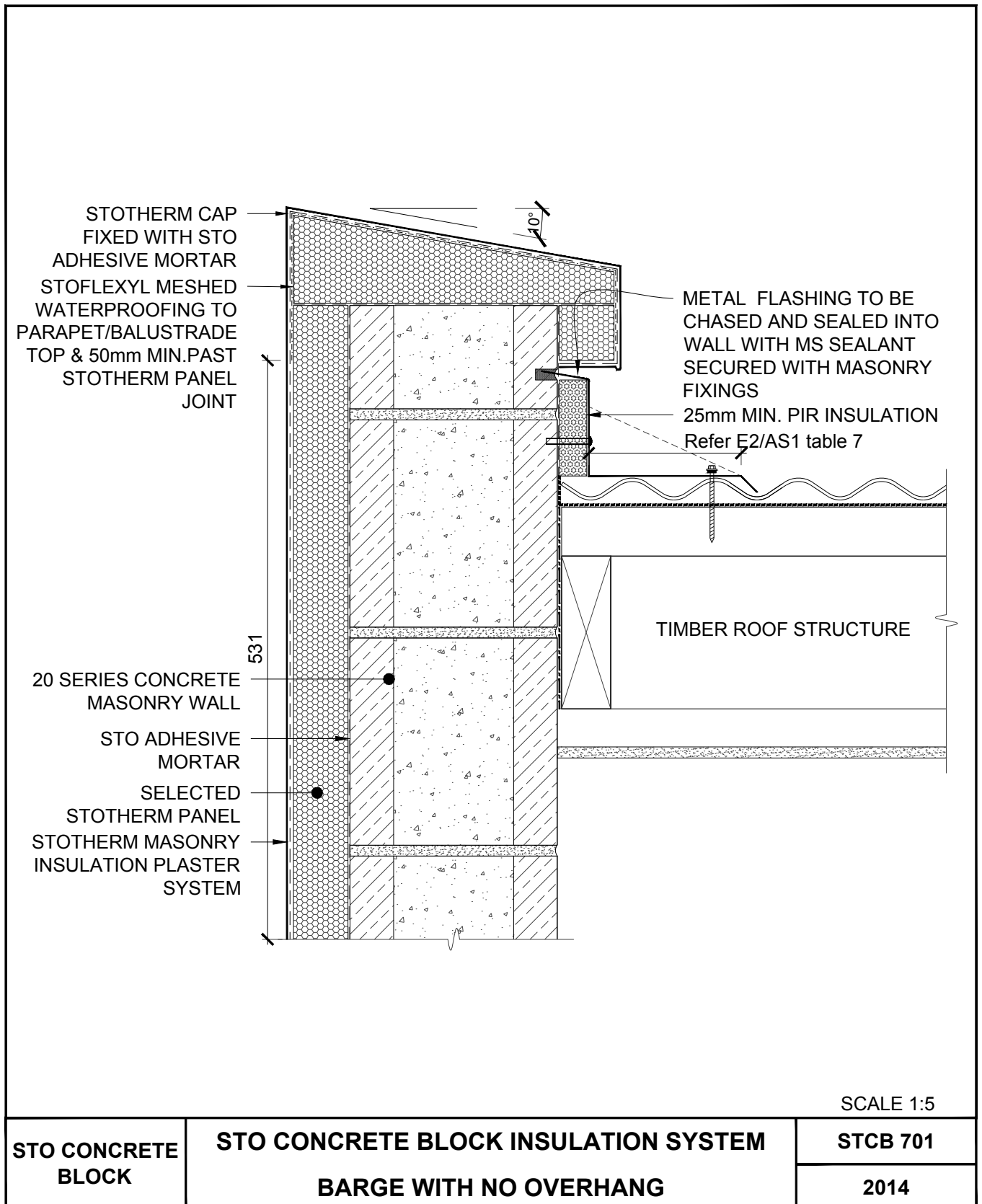
SCALE 1:10

STO CONCRETE BLOCK	STO CONCRETE BLOCK INSULATION SYSTEM RAKING SOFFIT (REVERSED)	STCB 603
		2013

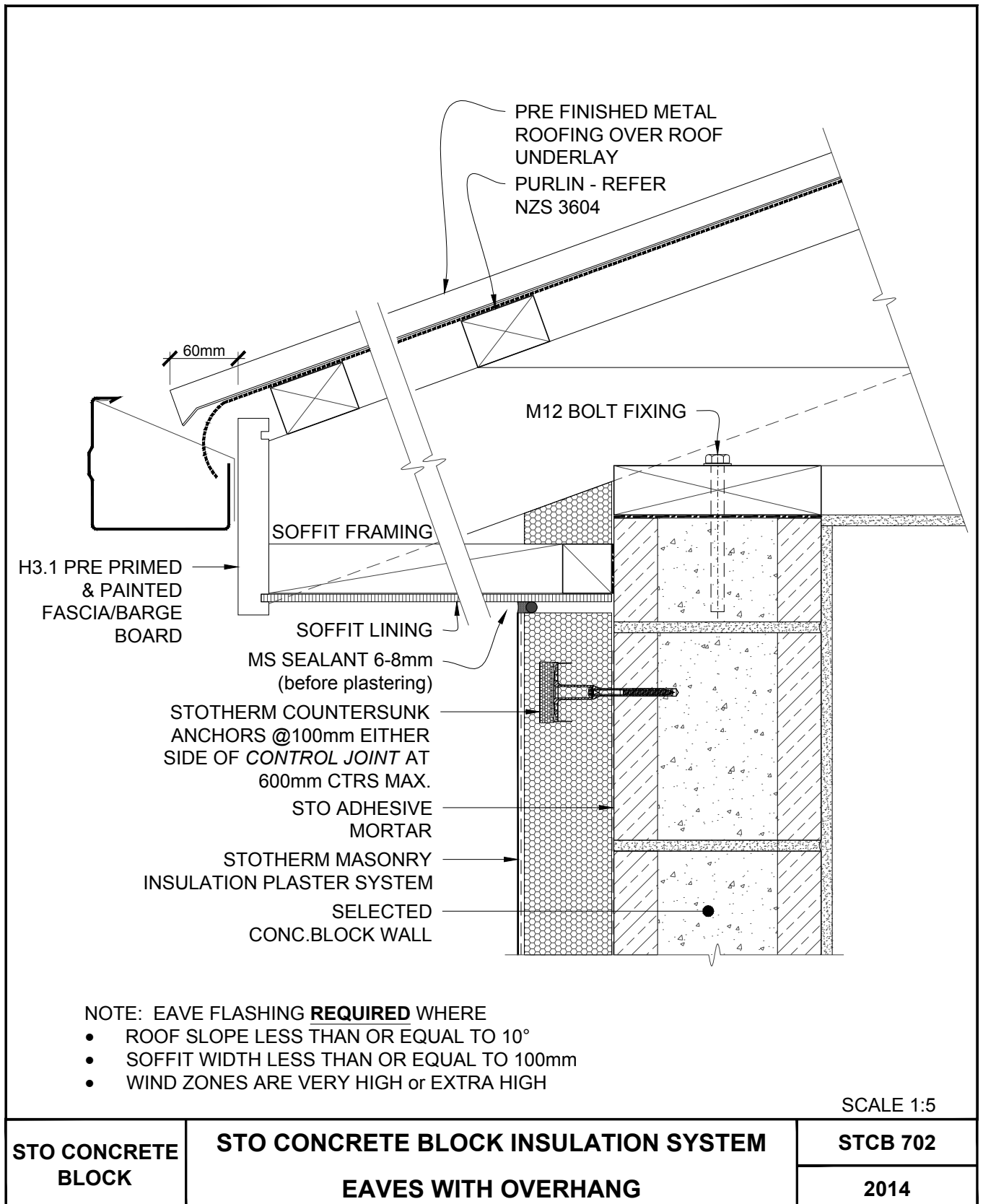
The information contained in this detail is based on our experience and testing and represents the latest information available at the date of issue. This detail is intended for use by the design professional and users of Sto products to assist in developing specific project details to be used in conjunction with a Sto Specification. We reserve the right to alter or update information at any time without prior notice & it is the responsibility of the specifier and/or the project manager to insure that they have the current Sto details and specifications.

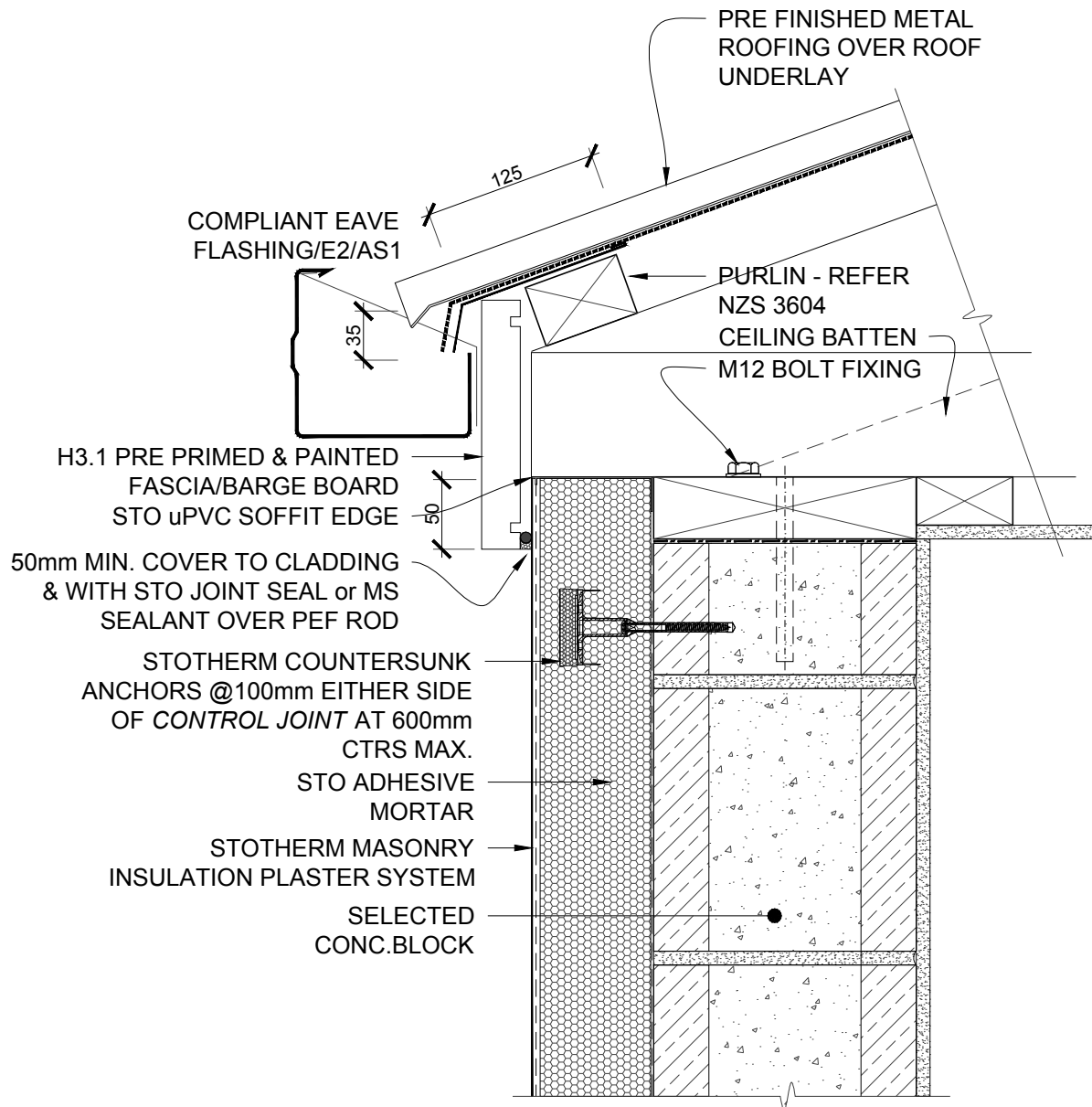


The information contained in this detail is based on our experience and testing and represents the latest information available at the date of issue. This detail is intended for use by the design professional and users of Sto products to assist in developing specific project details to be used in conjunction with a Sto Specification. We reserve the right to alter or update information at any time without prior notice & it is the responsibility of the specifier and/or the project manager to insure that they have the current Sto details and specifications.



The information contained in this detail is based on our experience and testing and represents the latest information available at the date of issue. This detail is intended for use by the design professional and users of Sto products to assist in developing specific project details to be used in conjunction with a Sto Specification. We reserve the right to alter or update information at any time without prior notice & it is the responsibility of the specifier and/or the project manager to insure that they have the current Sto details and specifications.





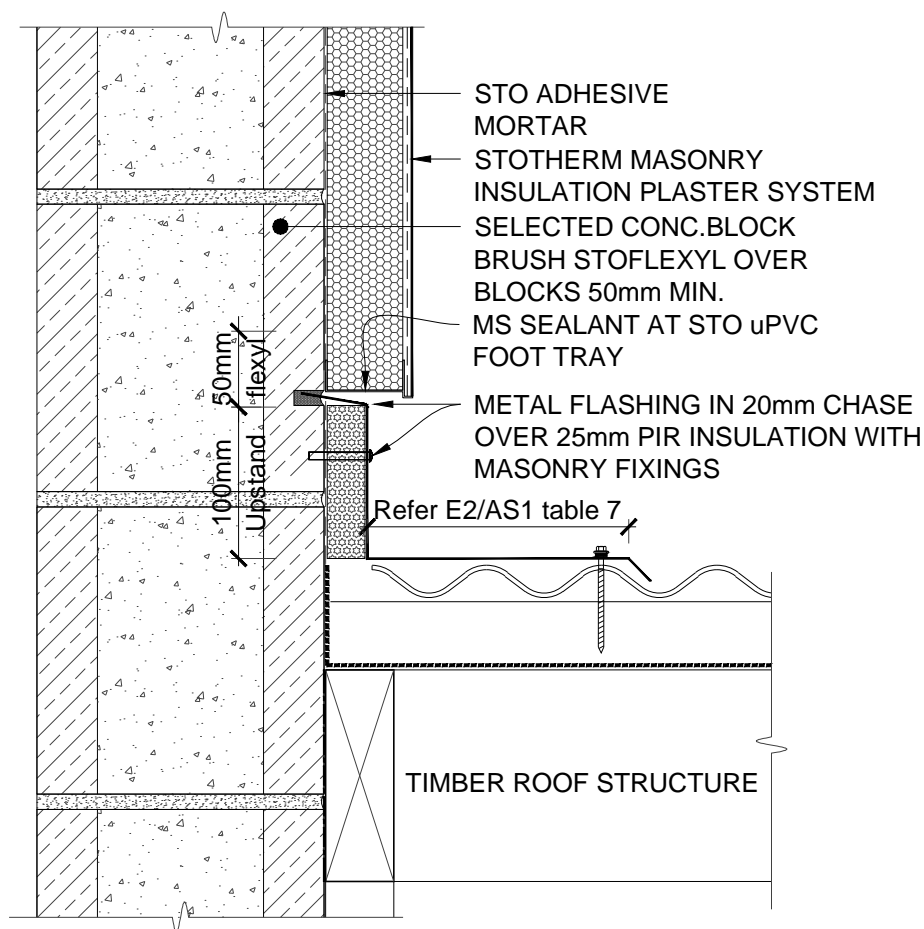
NOTE: EAVE FLASHING **REQUIRED** WHERE

- ROOF SLOPE LESS THAN OR EQUAL TO 10°
- SOFFIT WIDTH LESS THAN OR EQUAL TO 100mm
- WIND ZONES ARE VERY HIGH or EXTRA HIGH

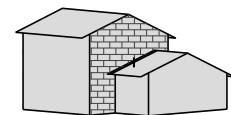
SCALE 1:5

STO CONCRETE BLOCK	STO CONCRETE BLOCK INSULATION SYSTEM EAVES WITH NO OVERHANG	STCB 703 2014
--------------------	--	------------------

The information contained in this detail is based on our experience and testing and represents the latest information available at the date of issue. This detail is intended for use by the design professional and users of Sto products to assist in developing specific project details to be used in conjunction with a Sto Specification. We reserve the right to alter or update information at any time without prior notice & it is the responsibility of the specifier and/or the project manager to insure that they have the current Sto details and specifications.



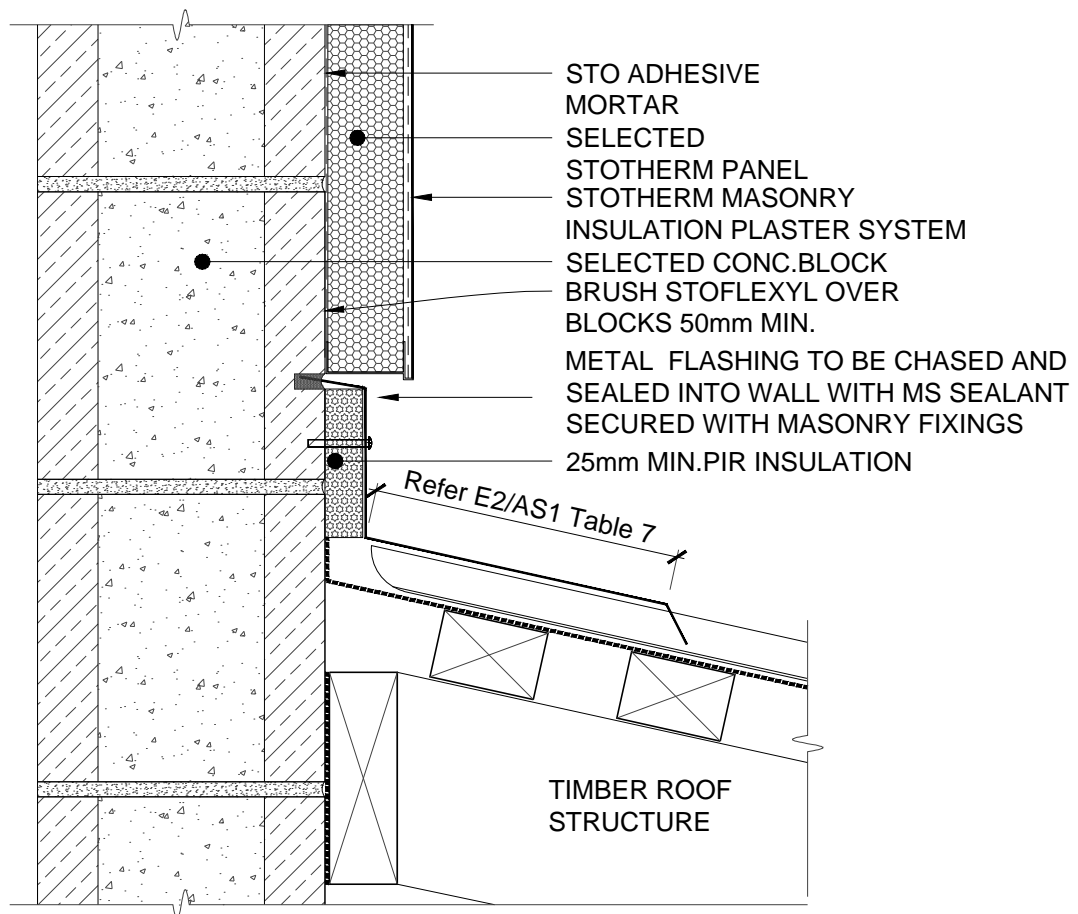
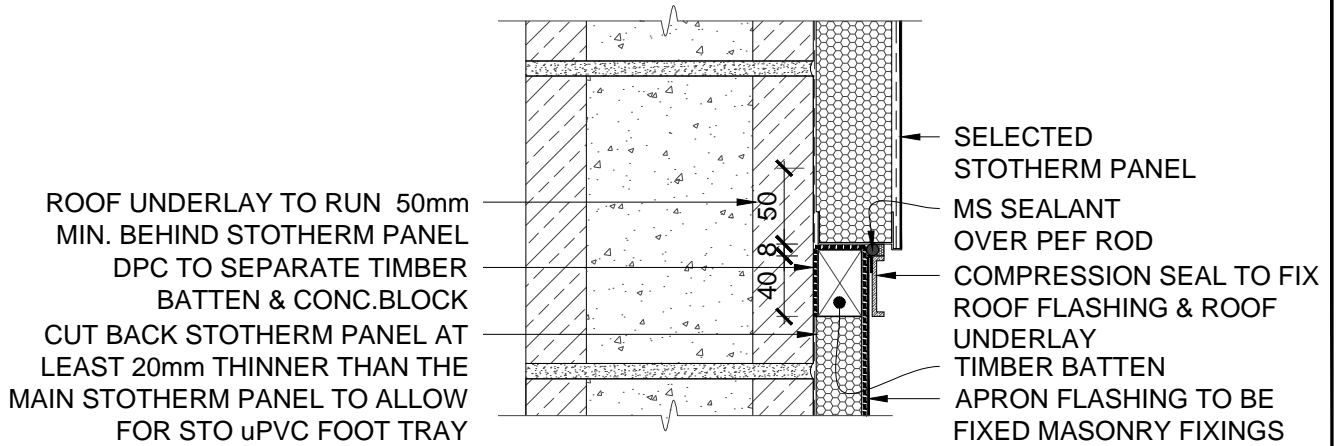
NOTE: INSTALL DIVERTER FLASHING AT ROOF/GUTTER JUNCTION



SCALE 1:5

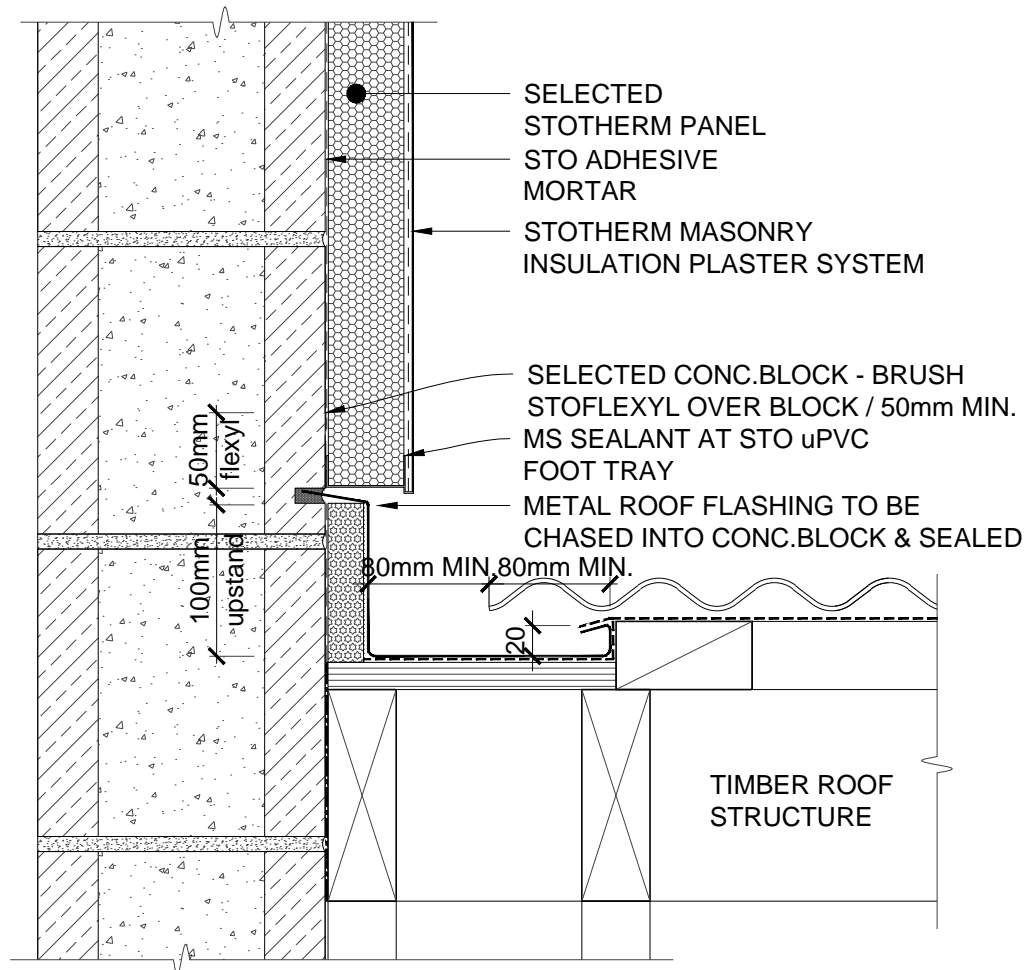
STO CONCRETE BLOCK	STO CONCRETE BLOCK INSULATION SYSTEM GABLE END/ROOF JUNCTION	STCB 704 2014
--------------------	---	------------------

The information contained in this detail is based on our experience and testing and represents the latest information available at the date of issue. This detail is intended for use by the design professional and users of Sto products to assist in developing specific project details to be used in conjunction with a Sto Specification. We reserve the right to alter or update information at any time without prior notice & it is the responsibility of the specifier and/or the project manager to insure that they have the current Sto details and specifications.



STO CONCRETE BLOCK	STO CONCRETE BLOCK INSULATION SYSTEM APRON FLASHING - OPTION 1 & 2	STCB 705
		2014

The information contained in this detail is based on our experience and testing and represents the latest information available at the date of issue. This detail is intended for use by the design professional and users of Sto products to assist in developing specific project details to be used in conjunction with a Sto Specification. We reserve the right to alter or update information at any time without prior notice & it is the responsibility of the specifier and/or the project manager to insure that they have the current Sto details and specifications.



SCALE 1:5

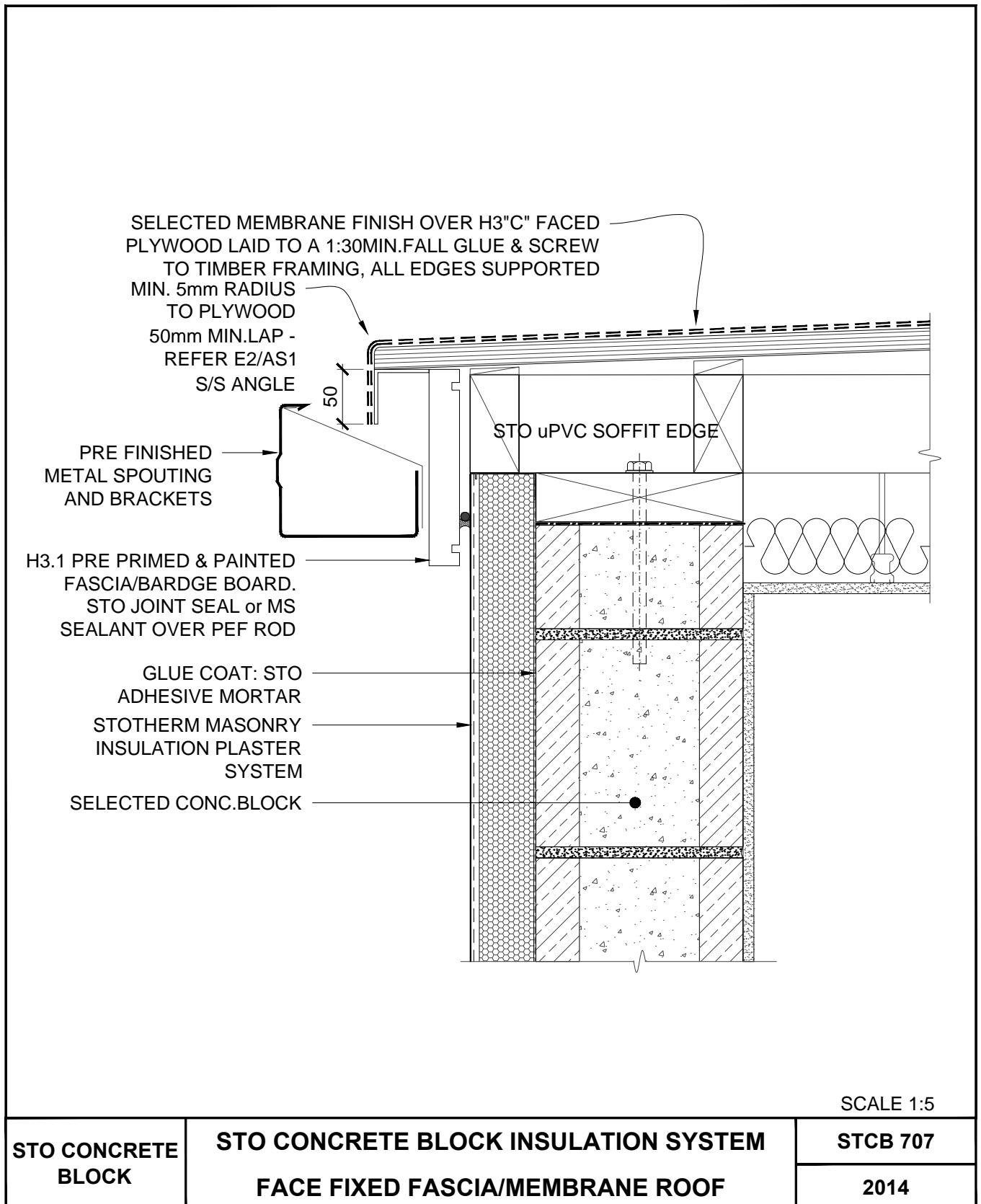
**STO CONCRETE
BLOCK**

**STO CONCRETE BLOCK INSULATION SYSTEM
PARALLEL ROOF/HIDDEN GUTTER**

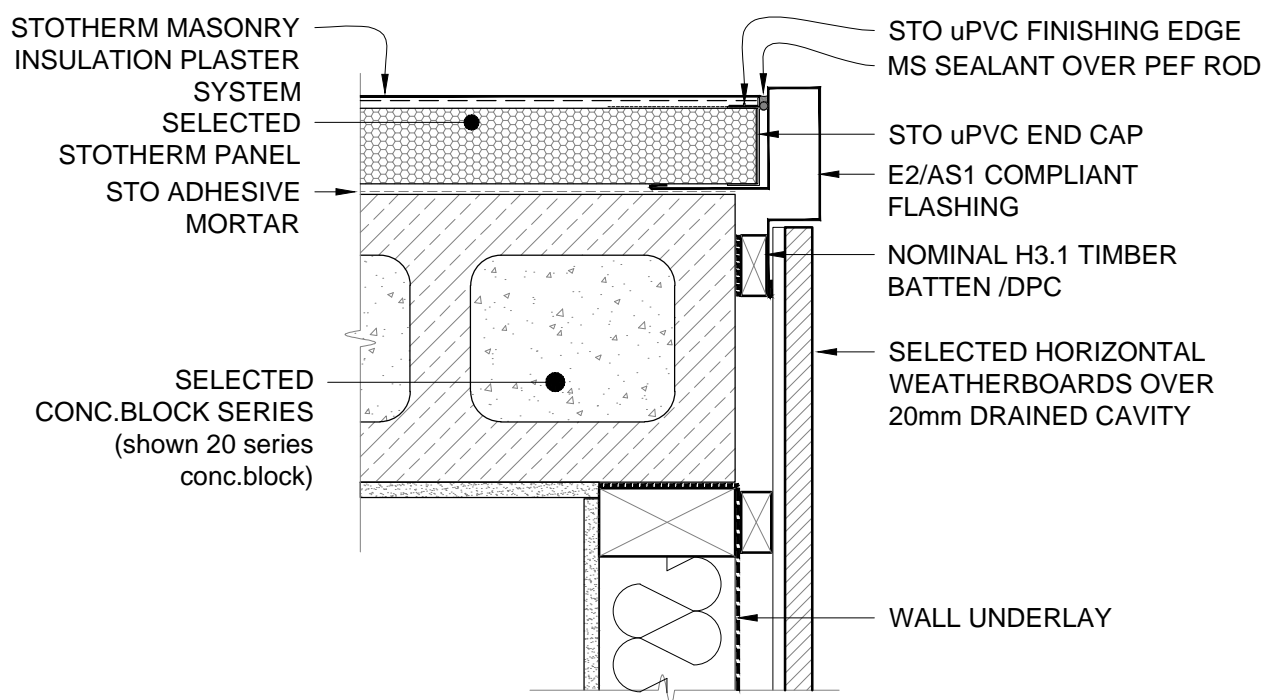
STCB 706

2014

The information contained in this detail is based on our experience and testing and represents the latest information available at the date of issue. This detail is intended for use by the design professional and users of Sto products to assist in developing specific project details to be used in conjunction with a Sto Specification. We reserve the right to alter or update information at any time without prior notice & it is the responsibility of the specifier and/or the project manager to insure that they have the current Sto details and specifications.



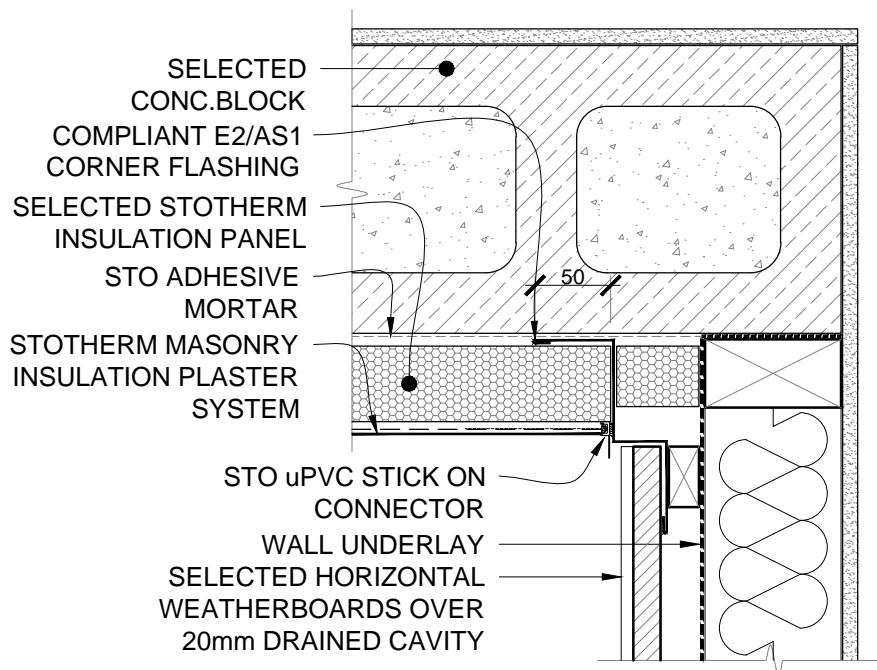
The information contained in this detail is based on our experience and testing and represents the latest information available at the date of issue. This detail is intended for use by the design professional and users of Sto products to assist in developing specific project details to be used in conjunction with a Sto Specification. We reserve the right to alter or update information at any time without prior notice & it is the responsibility of the specifier and/or the project manager to insure that they have the current Sto details and specifications.



SCALE 1:5

STO CONCRETE BLOCK	STO CONCRETE BLOCK INSULATION SYSTEM EXTERNAL CORNER	STCB 800
		2014

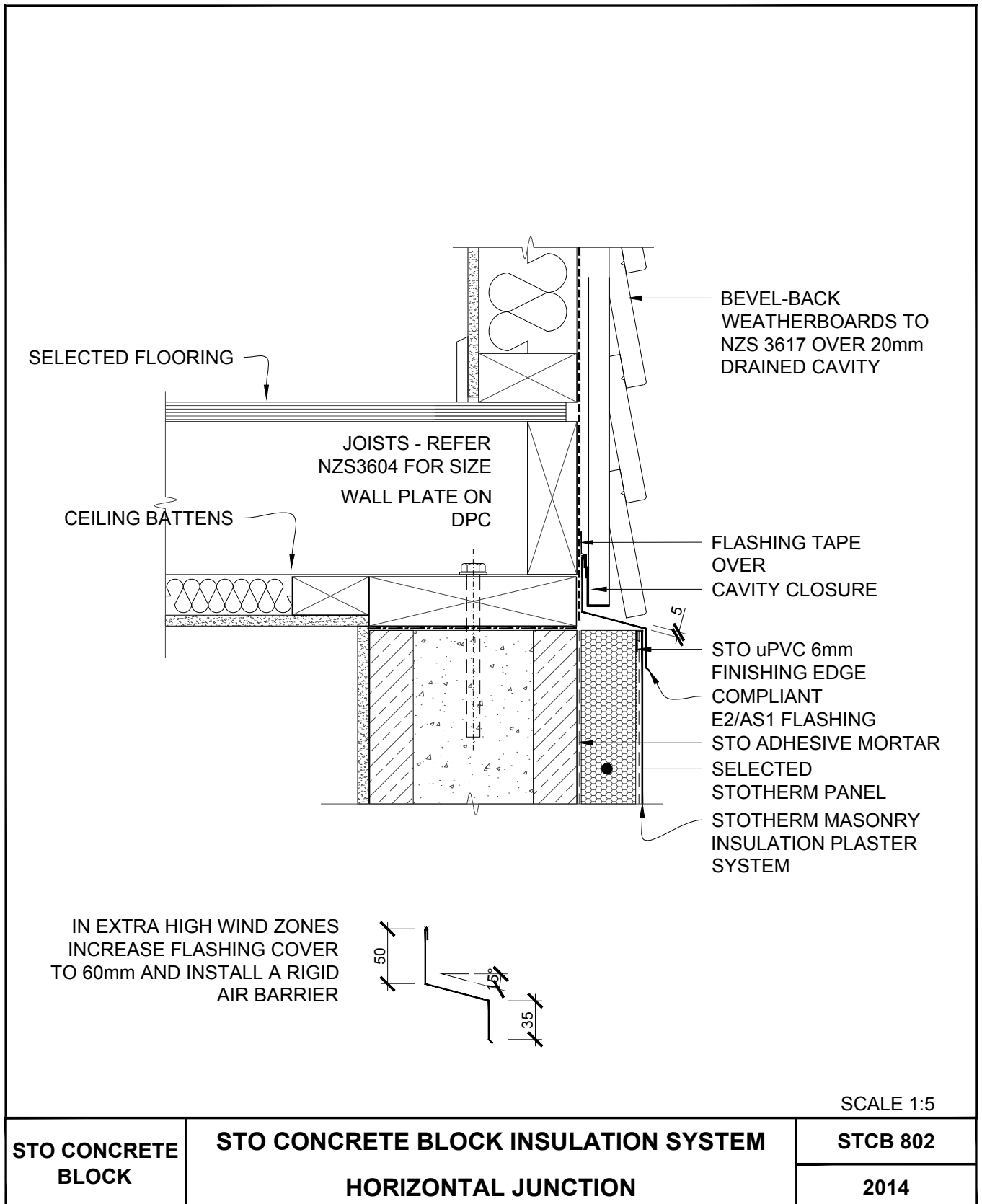
The information contained in this detail is based on our experience and testing and represents the latest information available at the date of issue. This detail is intended for use by the design professional and users of Sto products to assist in developing specific project details to be used in conjunction with a Sto Specification. We reserve the right to alter or update information at any time without prior notice & it is the responsibility of the specifier and/or the project manager to insure that they have the current Sto details and specifications.



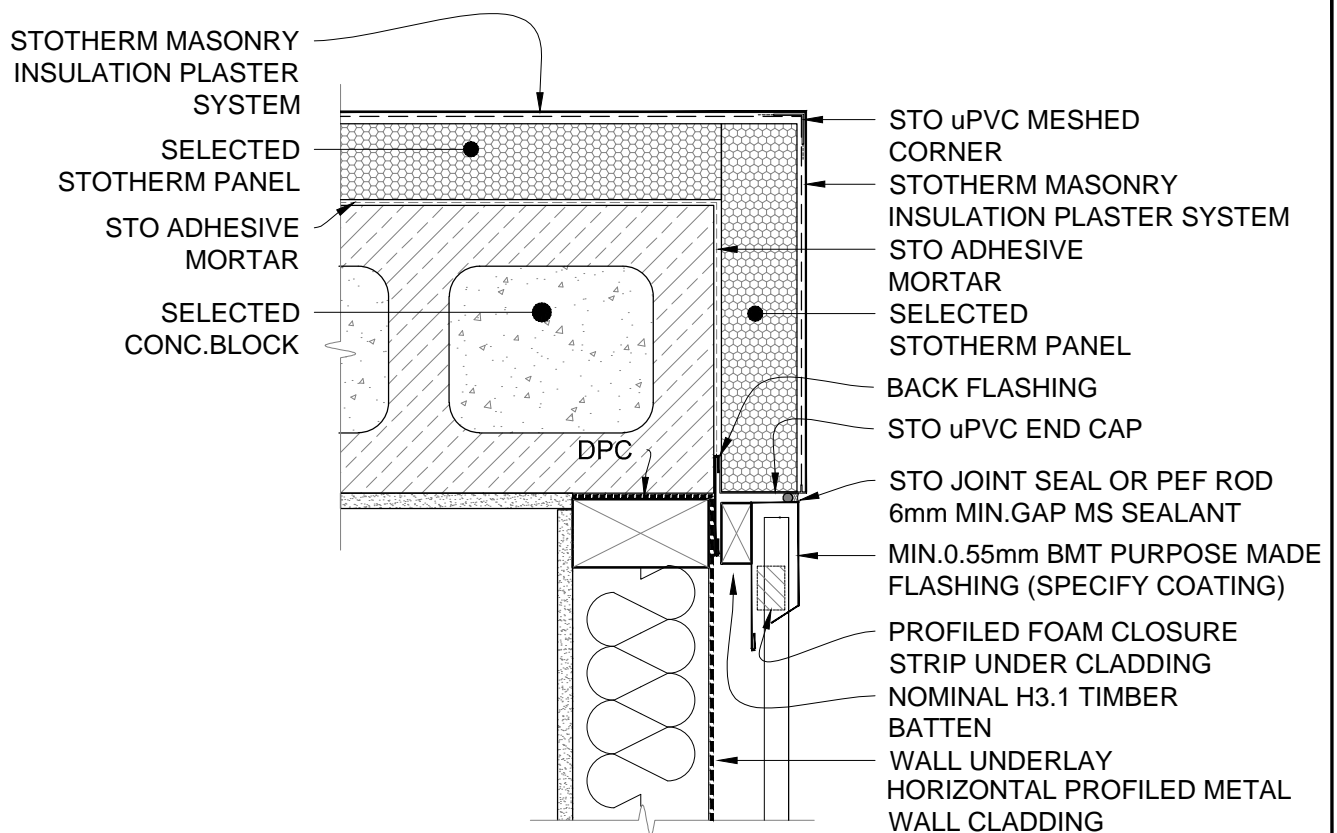
SCALE 1:5

STO CONCRETE BLOCK	STO CONCRETE BLOCK INSULATION SYSTEM INTERNAL CORNER	STCB 801
		2014

The information contained in this detail is based on our experience and testing and represents the latest information available at the date of issue. This detail is intended for use by the design professional and users of Sto products to assist in developing specific project details to be used in conjunction with a Sto Specification. We reserve the right to alter or update information at any time without prior notice & it is the responsibility of the specifier and/or the project manager to insure that they have the current Sto details and specifications.



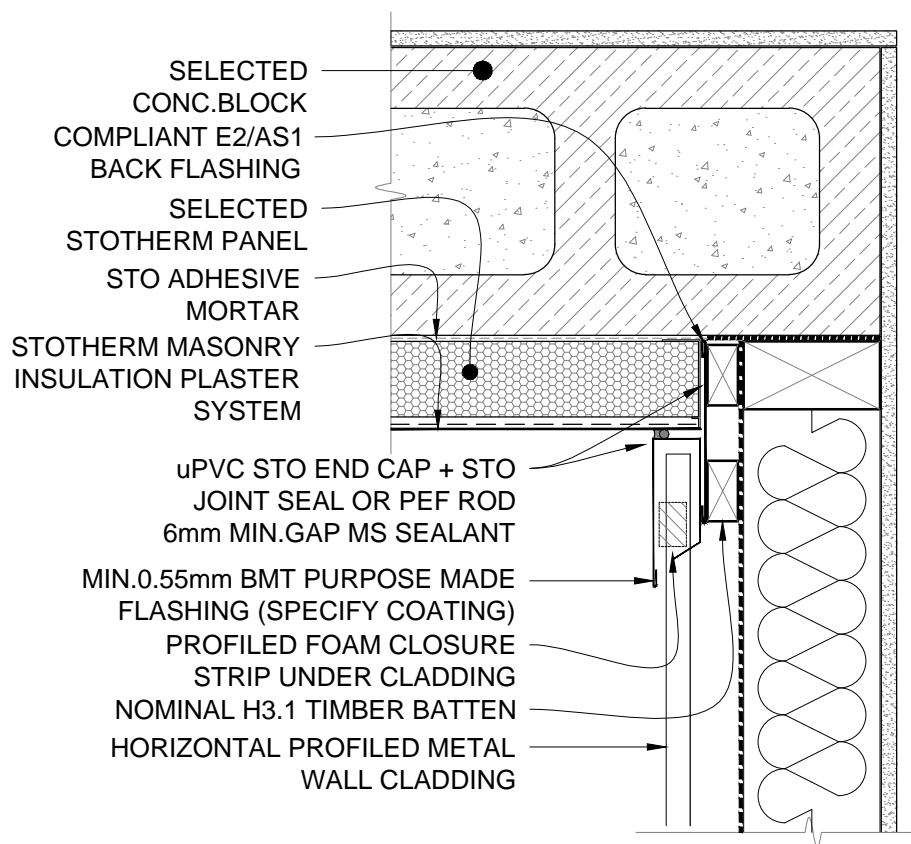
The information contained in this detail is based on our experience and testing and represents the latest information available at the date of issue. This detail is intended for use by the design professional and users of Sto products to assist in developing specific project details to be used in conjunction with a Sto Specification. We reserve the right to alter or update information at any time without prior notice & it is the responsibility of the specifier and/or the project manager to insure that they have the current Sto details and specifications.



SCALE 1:5

STO CONCRETE BLOCK	STO CONCRETE BLOCK INSULATION SYSTEM EXTERNAL CORNER/HORIZ.PROFILED METAL	STCB 850
		2014

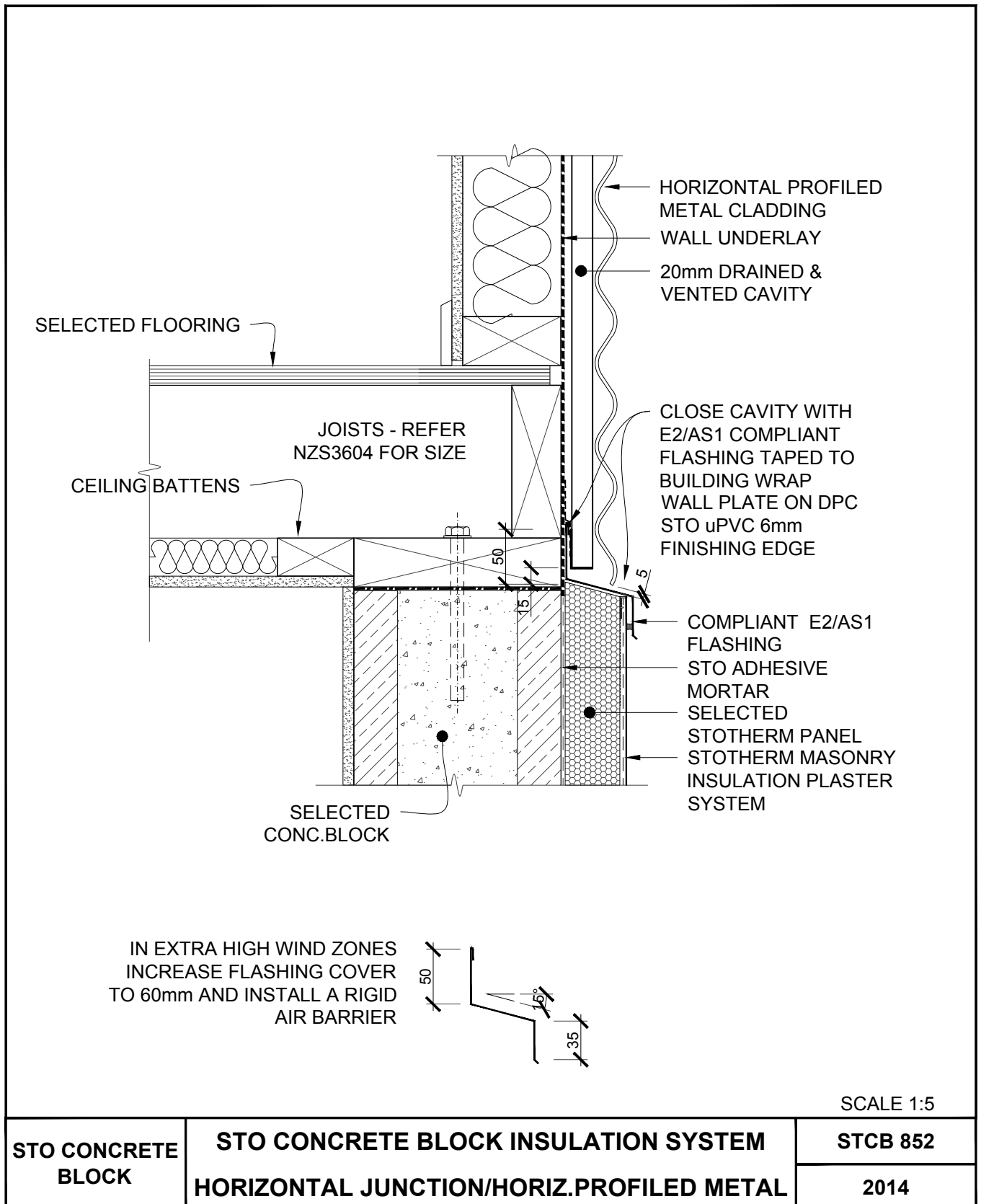
The information contained in this detail is based on our experience and testing and represents the latest information available at the date of issue. This detail is intended for use by the design professional and users of Sto products to assist in developing specific project details to be used in conjunction with a Sto Specification. We reserve the right to alter or update information at any time without prior notice & it is the responsibility of the specifier and/or the project manager to insure that they have the current Sto details and specifications.



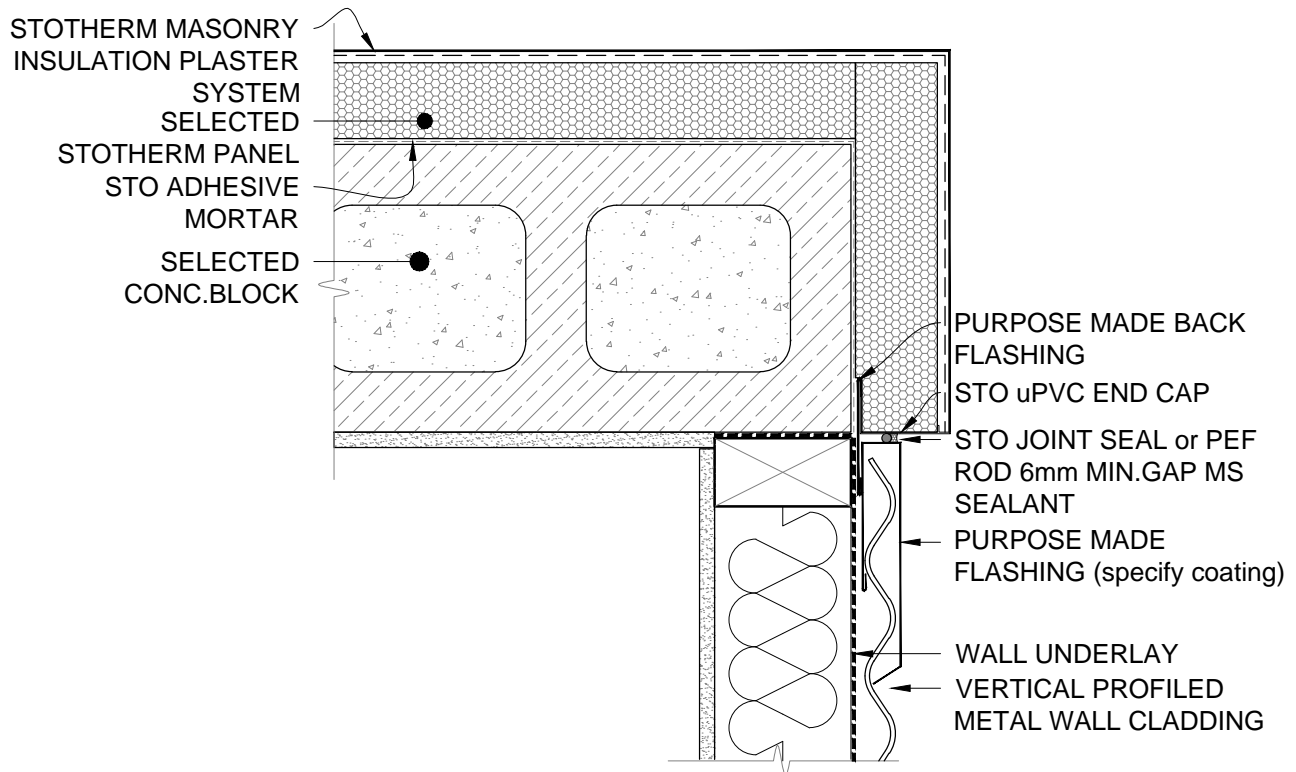
SCALE 1:5

STO CONCRETE BLOCK	STO CONCRETE BLOCK INSULATION SYSTEM INTERNAL CORNER/HORIZ.PROFILED METAL	STCB 851
		2014

The information contained in this detail is based on our experience and testing and represents the latest information available at the date of issue. This detail is intended for use by the design professional and users of Sto products to assist in developing specific project details to be used in conjunction with a Sto Specification. We reserve the right to alter or update information at any time without prior notice & it is the responsibility of the specifier and/or the project manager to insure that they have the current Sto details and specifications.



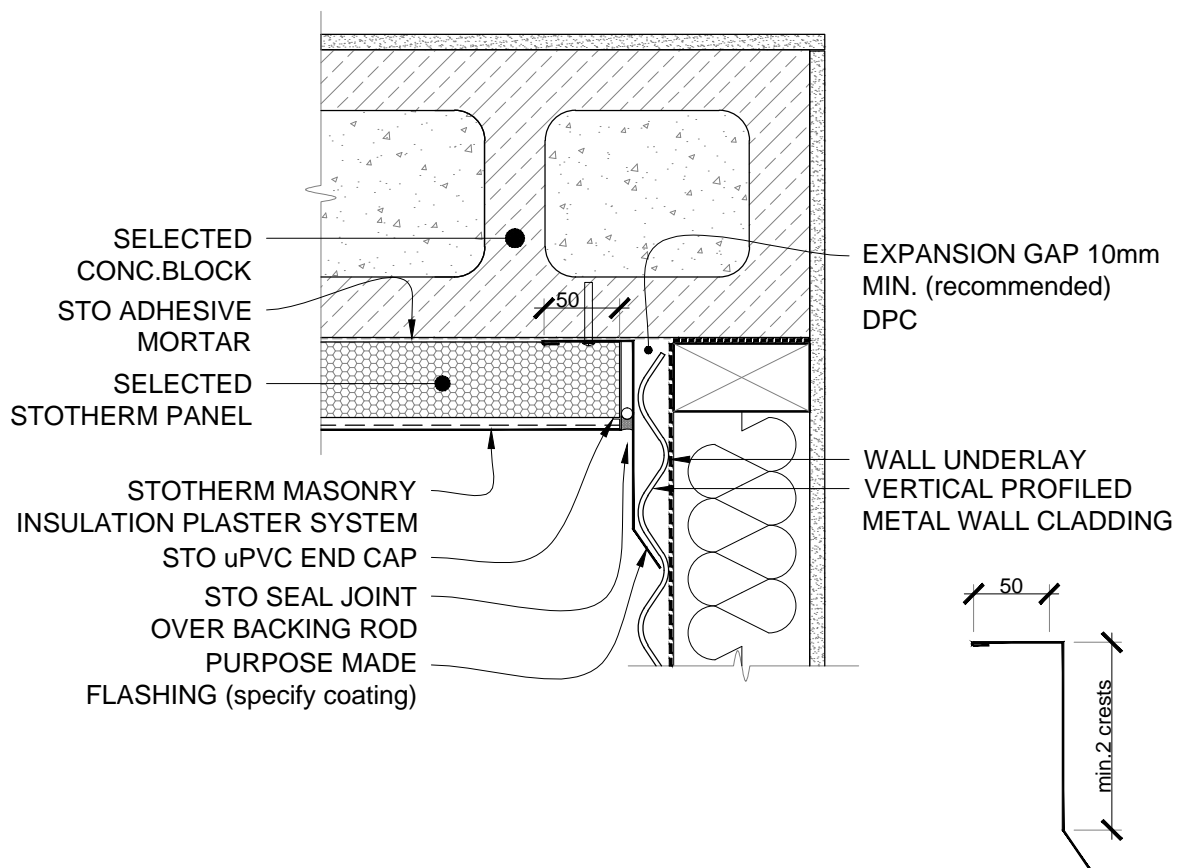
The information contained in this detail is based on our experience and testing and represents the latest information available at the date of issue. This detail is intended for use by the design professional and users of Sto products to assist in developing specific project details to be used in conjunction with a Sto Specification. We reserve the right to alter or update information at any time without prior notice & it is the responsibility of the specifier and/or the project manager to insure that they have the current Sto details and specifications.



SCALE 1:5

STO CONCRETE BLOCK	STO CONCRETE BLOCK INSULATION SYSTEM EXT.CORNER/VERTICAL PROFILED METAL	STCB 853
		2014

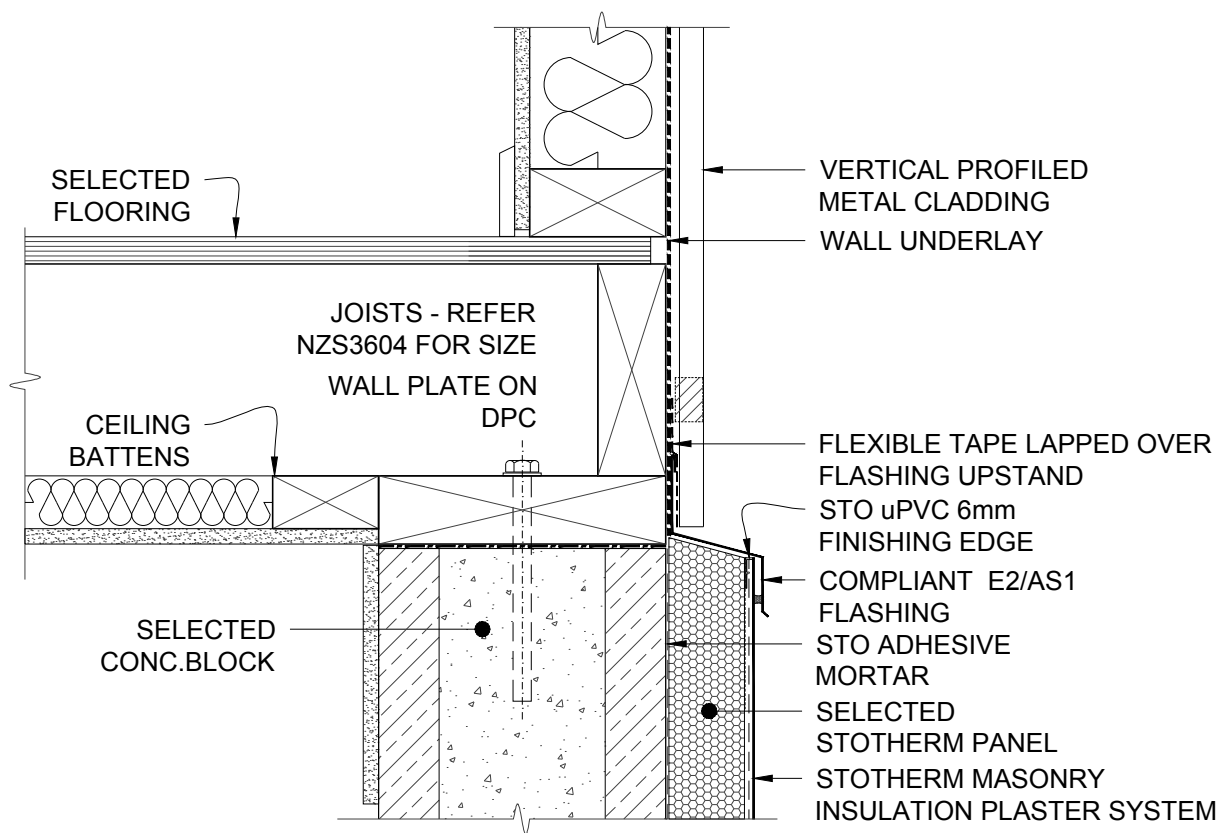
The information contained in this detail is based on our experience and testing and represents the latest information available at the date of issue. This detail is intended for use by the design professional and users of Sto products to assist in developing specific project details to be used in conjunction with a Sto Specification. We reserve the right to alter or update information at any time without prior notice & it is the responsibility of the specifier and/or the project manager to insure that they have the current Sto details and specifications.



SCALE 1:5

STO CONCRETE BLOCK	STO CONCRETE BLOCK INSULATION SYSTEM INT.CORNER/VERTICAL PROFILED METAL	STCB 854
		2014

The information contained in this detail is based on our experience and testing and represents the latest information available at the date of issue. This detail is intended for use by the design professional and users of Sto products to assist in developing specific project details to be used in conjunction with a Sto Specification. We reserve the right to alter or update information at any time without prior notice & it is the responsibility of the specifier and/or the project manager to insure that they have the current Sto details and specifications.



SCALE 1:5

STO CONCRETE BLOCK	STO CONCRETE BLOCK INSULATION SYSTEM HORIZ.JUNCTION/VERTICAL PROFILED METAL	STCB 855
		2014

The information contained in this detail is based on our experience and testing and represents the latest information available at the date of issue. This detail is intended for use by the design professional and users of Sto products to assist in developing specific project details to be used in conjunction with a Sto Specification. We reserve the right to alter or update information at any time without prior notice & it is the responsibility of the specifier and/or the project manager to insure that they have the current Sto details and specifications.