

## STO DRAWING REGISTER

Drawing Description

Drawing No.

### Drawing Register

STM 001 - 002

#### Introduction Series 000

StoTherm Masonry Insulation System - Introduction

STM 003

#### Block Layout Series 100

StoTherm Masonry Insulation System - Isometric

STM 100

StoTherm Masonry Insulation Panel Layout - Elevation

STM 101

StoTherm Masonry Insulation Anchor Layout - Elevation

STM 102

StoTherm Masonry Insulation Masonry Fixing

STM 103

#### Foundation Series 200

StoTherm Masonry Insulation System Wall/Footing Junction

STM 200

StoTherm Masonry Insulation System Below Ground Insulation

STM 201

#### Walls Series 300

StoTherm Masonry Insulation System External Corner

STM 300

StoTherm Masonry Insulation System Internal Corner

STM 301

StoTherm Masonry Insulation System Control Joint Detail

STM 302

StoTherm Masonry Insulation System Stair Waterproofing Detail

STM 303

#### Wall Penetrations & Fittings Series 350

StoTherm Masonry Insulation System Pipe Penetration (up to 150mm Ø) Detail

STM 350

StoTherm Masonry Insulation System Meterbox details

STM 351

StoTherm Masonry Insulation System Light Fitting/Fixing Detail

STM 352

StoTherm Masonry Insulation System Tap Fitting/Fixing Detail

STM 353

StoTherm Masonry Insulation System Handrail Bracket/Fixing Detail

STM 354

StoTherm Masonry Insulation System Downpipe Saddle Fixing

STM 355

StoTherm Masonry Insulation System Fan Vent Detail

STM 356

#### Joinery Series 400

StoTherm Masonry Insulation System Alu.Joinery - Head & Sill Detail

STM 400

StoTherm Masonry Insulation System Alu.Joinery - Jamb Detail

STM 401

StoTherm Masonry Insulation System Timber Joinery - Head & Sill Detail

STM 402

StoTherm Masonry Insulation System Timber Joinery - Jamb Detail

STM 403

StoTherm Masonry Insulation System Alu.Entry Door Head & Threshold Detail

STM 404

StoTherm Masonry Insulation System Timber Entry Door Head & Threshold Detail

STM 405

StoTherm Masonry Insulation System 20mm insulation to rebate - Head & Sill Detail

STM 406

StoTherm Masonry Insulation System 20mm insulation to rebate - Jamb Detail

STM 407

StoTherm Masonry Insulation System 40mm insulation to rebate - Head & Sill Detail

STM 408

StoTherm Masonry Insulation System 40mm insulation to rebate - Jamb Detail

STM 409

#### Parapets, Balustrades, Decks Series 500

StoTherm Masonry Insulation System Parapet/Metal Flashing Detail

STM 500

StoTherm Masonry Insulation System Rendered Balustrade Detail

STM 501

StoTherm Masonry Insulation System Parapet/Roof/Wall Detail

STM 502

StoTherm Masonry Insulation System Insulated Roof / Deck to Walls

STM 503

THESE DETAILS ARE ISSUED AS A GUIDE USING STANDARD BUILDING PRACTICES BASED ON THE NZBC. VARIOUS BUILDING COMPONENTS ARE DETAILED AND IT IS THE RESPONSIBILITY OF EACH TRADE INVOLVED TO ENSURE THAT THEIR PARTICULAR ELEMENTS ARE INSTALLED CORRECTLY. NOTE: REFER TO INDIVIDUAL MANUFACTURERS FOR CURRENT DETAILS AND SPECIFICATIONS - SEE [www.sto.co.nz](http://www.sto.co.nz) FOR CURRENT DETAILS. RBW DETAILS MUST BE ISSUED BY A; REGISTERED ARCHITECT, LICENSED DESIGNER OR CHARTERED ENGINEER

PAGE 1 OF 2

**STOTHERM  
MASONRY**

**STOTHERM MASONRY INSULATION SYSTEM**  
**DRAWING REGISTER**

**STM 001**

**2017**

The information contained on this page is based on our experience and research at the date of issue. The detail is for use by Registered Architects, Licensed Designers or Chartered Engineers to assist in developing project details using Sto Systems. Stoanz Ltd reserve the right to alter or update information at any time without prior notice and it is the responsibility of the designer, project manager or Sto contractor to insure they have and use the current Sto details and specifications on site.

## STO DRAWING REGISTER

Drawing Description

Drawing No.

### Soffit Series 600

StoTherm Masonry Insulation System Flat Soffit	STM 600
StoTherm Masonry Insulation System Raking Soffit	STM 601
StoTherm Masonry Insulation System Raking Soffit (reversed)	STM 602
StoTherm Masonry Insulation System Face Fixed Fascia	STM 603

### Roof Series 700

StoTherm Masonry Insulation System Barge with Overhang	STM 700
StoTherm Masonry Insulation System Parallel Apron Flashing at Parapet	STM 701
StoTherm Masonry Insulation System Eaves with Overhang	STM 702
StoTherm Masonry Insulation System Eaves without Overhang	STM 703
StoTherm Masonry Insulation System Parallel Apron Flashing	STM 704
StoTherm Masonry Insulation System Transverse Apron Flashing	STM 705
StoTherm Masonry Insulation System Parallel Roof/Hidden Gutter	STM 706
StoTherm Masonry Insulation Face Fixed Fascia/Membrane Roof	STM 707

### Dissimilar Material

#### Bevel-Back Weatherboard Series 800

StoTherm Masonry Insulation System Ext.Corner	STM 800
StoTherm Masonry Insulation System Int.Corner	STM 801
StoTherm Masonry Insulation System Horizontal Junction	STM 802

**Brick Series 810** series *not* issued

**Fibre Cement Sheet Series 820** series *not* issued

**Manufactured Stone - Schist & Natural Stone Series 840** series *not* issued

### Profile Metal Series 850

StoTherm Masonry Insulation System Ext.Cnr Horiz.Profiled Metal	STM 850
StoTherm Masonry Insulation System Int.Cnr Horiz.Profiled Metal	STM 851
StoTherm Masonry Insulation System Horizontal Junction/Horiz.Profiled Metal	STM 852
StoTherm Masonry Insulation System Ext.Cnr Vertical Profiled Metal	STM 853
StoTherm Masonry Insulation System Int.Cnr Vertical Profiled Metal	STM 854
StoTherm Masonry Insulation System Horizontal Junction/Vertical Profiled Metal	STM 855

**StoTherm Panel EIFS 860** series *not* issued

**DISSIMILAR JOINERY Series 870** series *not* issued

THESE DETAILS ARE ISSUED AS A GUIDE USING STANDARD BUILDING PRACTICES BASED ON THE NZBC. VARIOUS BUILDING COMPONENTS ARE DETAILED AND IT IS THE RESPONSIBILITY OF EACH TRADE INVOLVED TO ENSURE THAT THEIR PARTICULAR ELEMENTS ARE INSTALLED CORRECTLY. NOTE: REFER TO INDIVIDUAL MANUFACTURERS FOR CURRENT DETAILS AND SPECIFICATIONS - SEE [www.sto.co.nz](http://www.sto.co.nz) FOR CURRENT DETAILS. RBW DETAILS MUST BE ISSUED BY A; REGISTERED ARCHITECT, LICENSED DESIGNER OR CHARTERED ENGINEER

PAGE 2 OF 2

**STOTHERM  
MASONRY**

**STOTHERM MASONRY INSULATION SYSTEM  
DRAWING REGISTER**

**STM 002**

**2017**

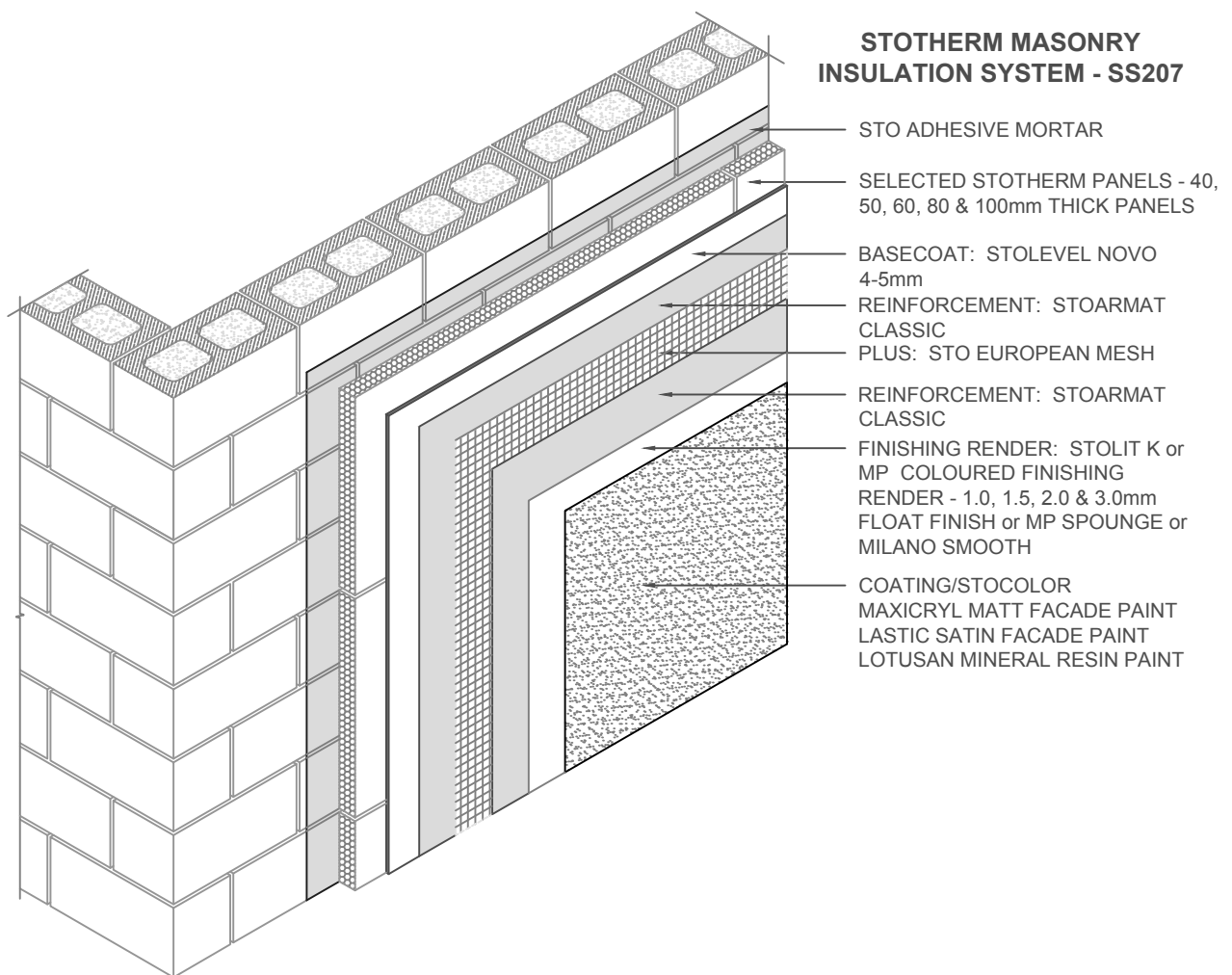
## STO CONCRETE BLOCK INSULATION SYSTEM

**SS207 STOTHERM MASONRY** INSULATION SYSTEM BRANZ APPRAISAL CERTIFICATE NO. 604  
INCORPORATING:

1. STOTHERM PANEL (EPS) SELF-EXTINGUISHING PANEL MANUFACTURED TO AS1366 PT B (*in 40mm, 50mm, 60mm, 80mm & 100mm thickness*)
2. STOFLEXYL WATERPROOFING 18kg PAIL PLUS CEMENT EVALUATED BY BRANZ TO MEET AS/NZS4858 AS A WATERPROOFING MEMBRANE OVER RENDER SUBSTRATES IN ACCORDANCE WITH NZBC E2/AS1
3. MULTISCREED RENDER 25kg BAG BASECOAT RENDER TO STRAIGHTEN AND PROVIDE A SOLID BASECOAT
4. STOARMAT CLASSIC RENDER 23kg PAIL EUROPEAN FIBRE REINFORCED NON-CEMENT BASED CRACK RESISTANT RENDER USED WITH EUROPEAN MESH AS A REINFORCEMENT PLASTER
5. STOLIT K or MP COLOURED RENDER 25kg PAIL EUROPEAN FIBRE REINFORCED NON-CEMENT BASED COLOURED FINISHING RENDER AVAILABLE IN STOLIT K 1.0/1.5/2.0/3.0mm FLOAT FINISH & STOLIT MP, MP NATURAL & MILANO FINE FINISH
6. STOCOLOR : STOCOLOR MAXICRYL MATT FACADE PAINT 15lt PAIL  
: STOCOLOR LASTIC SATIN FACADE PAINT 15lt  
: STOCOLOR LOTUSAN FLAT MINERAL PAINT 15lt PAIL

STOTHERM MASONRY	STOTHERM MASONRY INSULATION SYSTEM  INTRODUCTION	STM 003
		2017

The information contained on this page is based on our experience and research at the date of issue. The detail is for use by Registered Architects, Licensed Designers or Chartered Engineers to assist in developing project details using Sto Systems. Stoanz Ltd reserve the right to alter or update information at any time without prior notice and it is the responsibility of the designer, project manager or Sto contractor to insure they have and use the current Sto details and specifications on site.



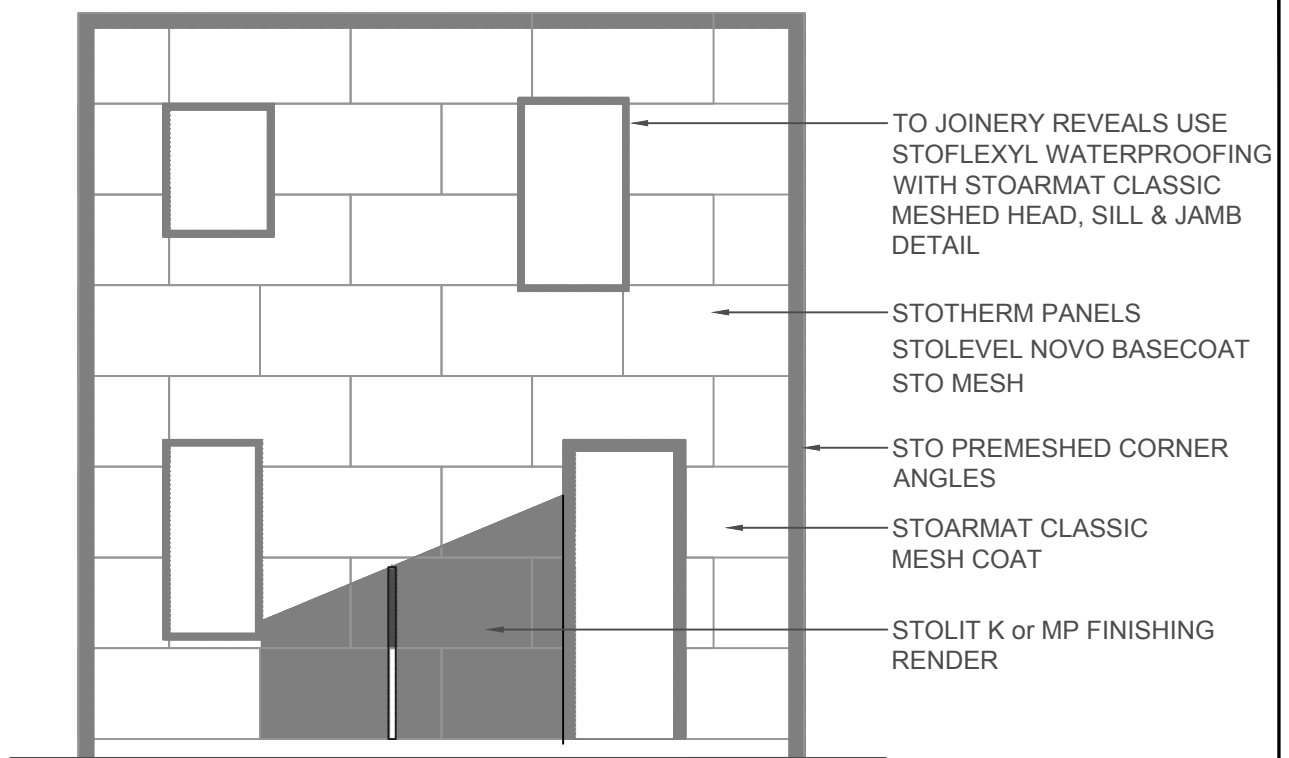
NOTE:  
STOTHERM PANELS CAN BE COUNTERSUNK  
FROM 60mm PLUS THICKNESSES

SCALE 1:20

<b>STOTHERM MASONRY</b>	<b>STOTHERM MASONRY INSULATION SYSTEM</b>	<b>STM 100</b>
	<b>STOTHERM INSULATION SYSTEM - ISOMETRIC</b>	<b>2017</b>

The information contained on this page is based on our experience and research at the date of issue. The detail is for use by Registered Architects, Licensed Designers or Chartered Engineers to assist in developing project details using Sto Systems. Stoanz Ltd reserve the right to alter or update information at any time without prior notice and it is the responsibility of the designer, project manager or Sto contractor to insure they have and use the current Sto details and specifications on site.

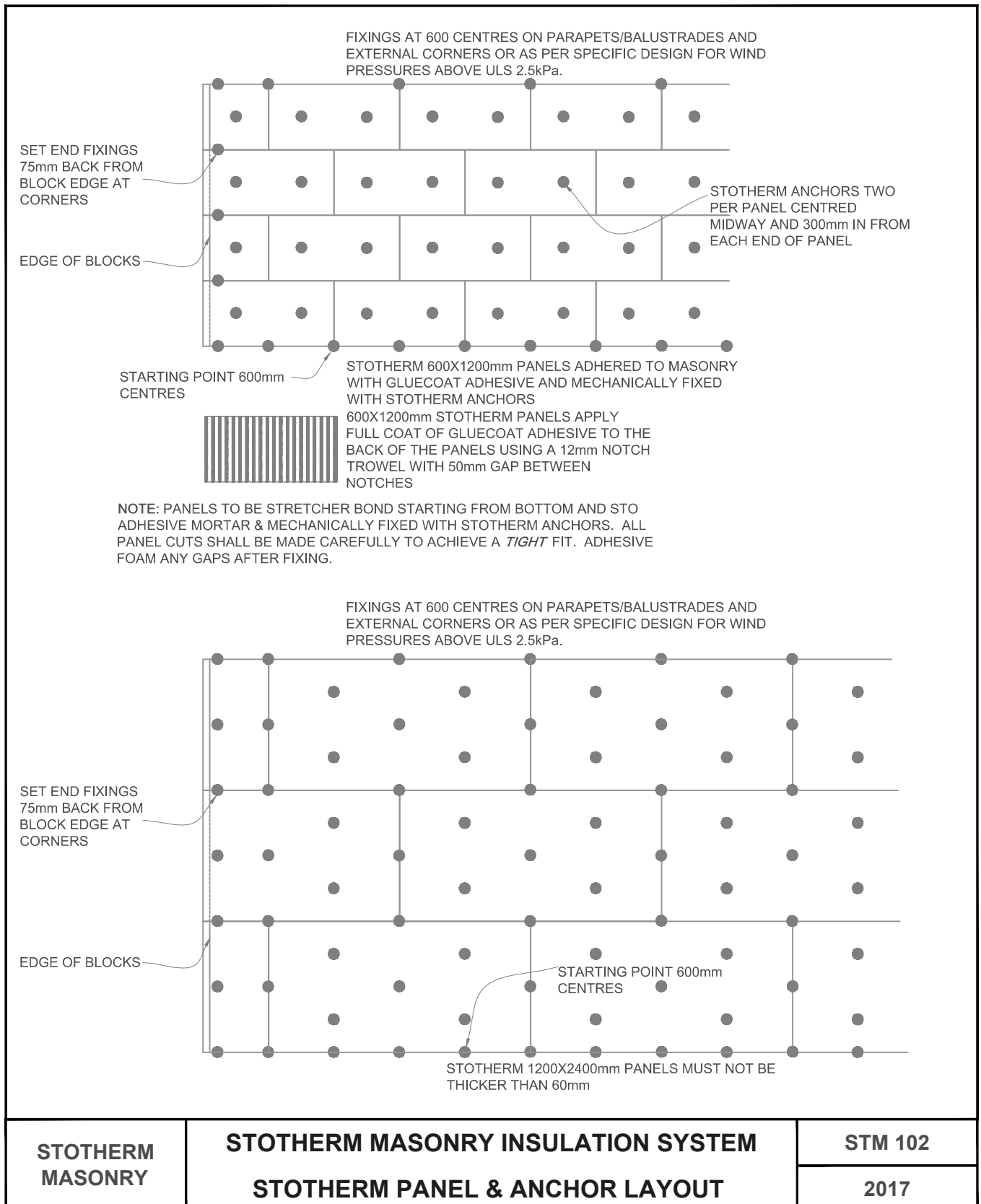
STOTHERM PANELS - 600X1200mm or  
1200X2400mm CAN BE USED FOR  
THICKNESSES UPTO 60mm.  
DETAIL IS SHOWING 600X1200mm  
PANELS



**NOTE:**

PANELS MUST BE STRETCHER BOND, STARTING FROM THE BOTTOM. TO BE GLUECOAT ADHERED & MECHANICALLY FIXED WITH STOTHERM ANCHORS. ALL PANEL CUTS SHALL BE MADE CAREFULLY TO ACHIEVE A **TIGHT** FIT. GLUECOAT ADHERED PANELS ARE TO BE MECHANICALLY FIXED WITH STOTHERM ANCHORS. ADHESIVE FOAM ANY GAPS AFTER FIXING

STOTHERM MASONRY	STOTHERM MASONRY INSULATION SYSTEM STOTHERM PANEL LAYOUT - ELEVATION	STM 101
		2017



**1. SURFACE MOUNTED FIXINGS:** STOTHERM MASONRY INSULATION SYSTEM CAN USE FACE FIXED STOTHERM ANCHORS ON 40-60mm STOTHERM PANELS.

**NOTE**

FACED FIXED ANCHORS CAN EXHIBIT THERMAL BRIDGING SPOTS IN COLD WEATHER

**2. STOTHERM INSULATION PANELS:**

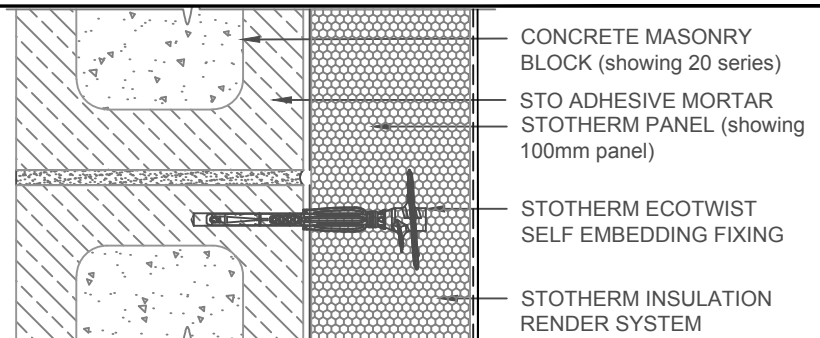
STOTHERM	40mm	R-VALUE 1.0
	50mm	R-VALUE 1.3
	60mm	R-VALUE 1.57
	80mm	R-VALUE 2.1
	100mm	R-VALUE 2.63
STOTHERM+	40mm	R-VALUE 1.3
	50mm	R-VALUE 1.6
	60mm	R-VALUE 1.93
	80mm	R-VALUE 2.58
	100mm	R-VALUE 3.22

**3. COUNTER SUNK FIXINGS:** STOTHERM MASONRY INSULATION SYSTEM STOTHERM ANCHORS WITH STO INSULATING CAP ELIMINATES *THERMAL BRIDGING SPOTS* ON 50, 60, 80 & 100mm STOTHERM PANELS.

**NOTE**

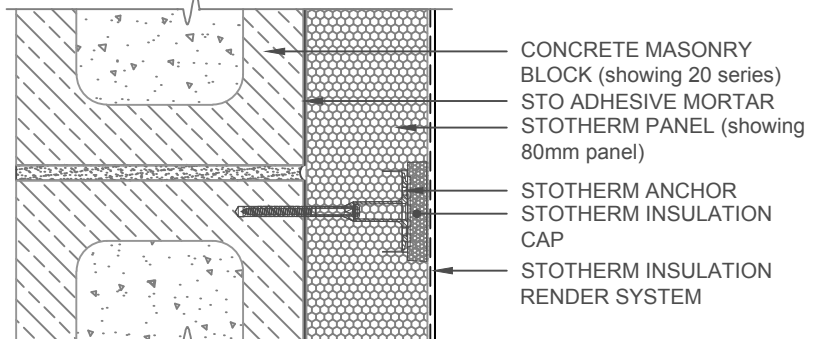
IMPACT FIXINGS CAN ALSO BE USED ON 50,60 or 80mm STOTHERM PANELS USING A STO ROUTER TO CUT THE HOLE.

**4. STOTHERM INTERIOR RENDER SYSTEM:** SEE STO SELECTION OF INTERIOR RENDER SYSTEMS AND FINISHES.



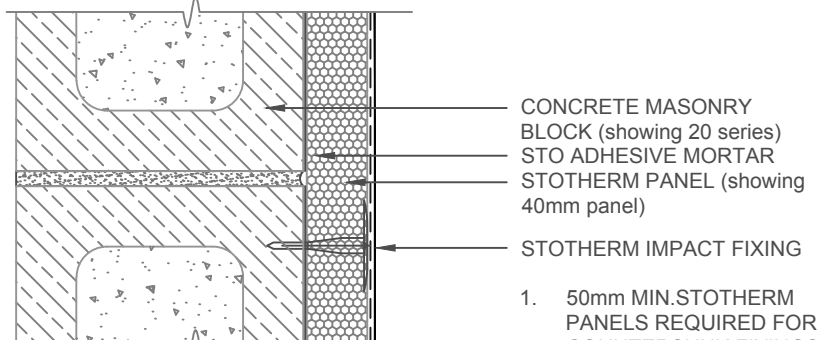
CONCRETE MASONRY BLOCK (showing 20 series)  
STO ADHESIVE MORTAR  
STOTHERM PANEL (showing 100mm panel)  
STOTHERM ECOTWIST SELF EMBEDDING FIXING  
STOTHERM INSULATION RENDER SYSTEM

**STOTHERM ECOTWIST SELF EMBEDDING FIXING FOR 100mm TO 400mm STOTHERM PANEL - TO ELIMINATE THERMAL BRIDGING**



CONCRETE MASONRY BLOCK (showing 20 series)  
STO ADHESIVE MORTAR  
STOTHERM PANEL (showing 80mm panel)  
STOTHERM ANCHOR  
STOTHERM INSULATION CAP  
STOTHERM INSULATION RENDER SYSTEM

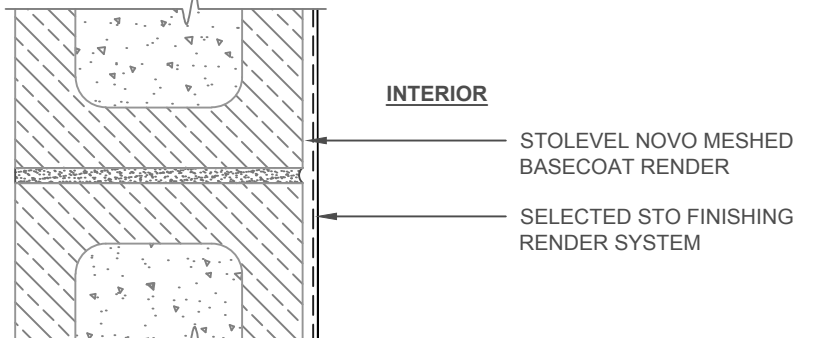
**STOTHERM COUNTERSUNK ANCHORS IN 50, 60, 80 or 100mm STOTHERM PANEL - TO ELIMINATE THERMAL BRIDGING**



CONCRETE MASONRY BLOCK (showing 20 series)  
STO ADHESIVE MORTAR  
STOTHERM PANEL (showing 40mm panel)  
STOTHERM IMPACT FIXING

**STOTHERM IMPACT ANCHORS - FOR 40, 50, 60, 80MM STOTHERM PANEL**

1. 50mm MIN. STOTHERM PANELS REQUIRED FOR COUNTERSUNK FIXINGS



**INTERIOR**

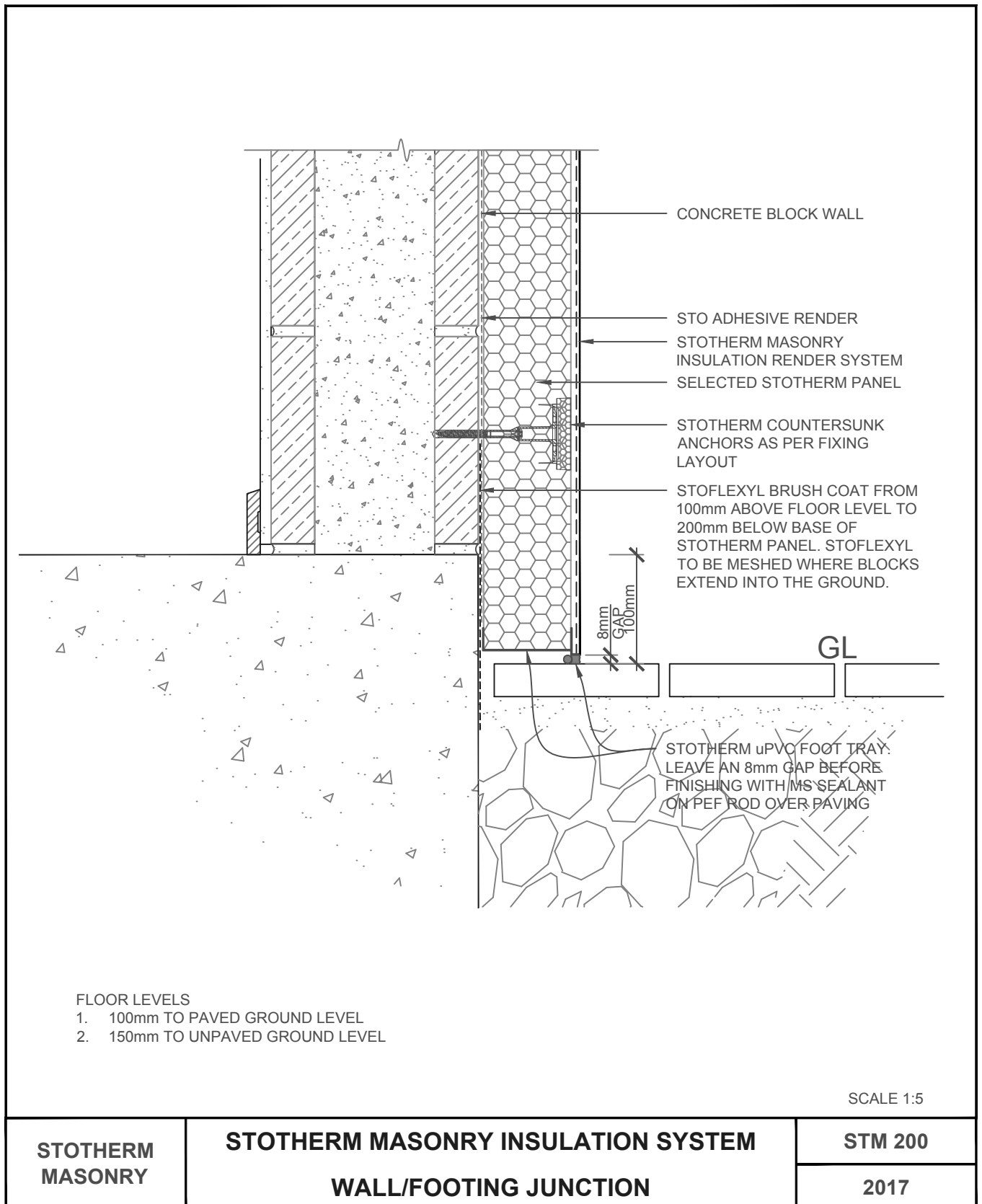
STOLEVEL NOVO MESHED BASECOAT RENDER  
SELECTED STO FINISHING RENDER SYSTEM

**STOTHERM  
MASONRY**

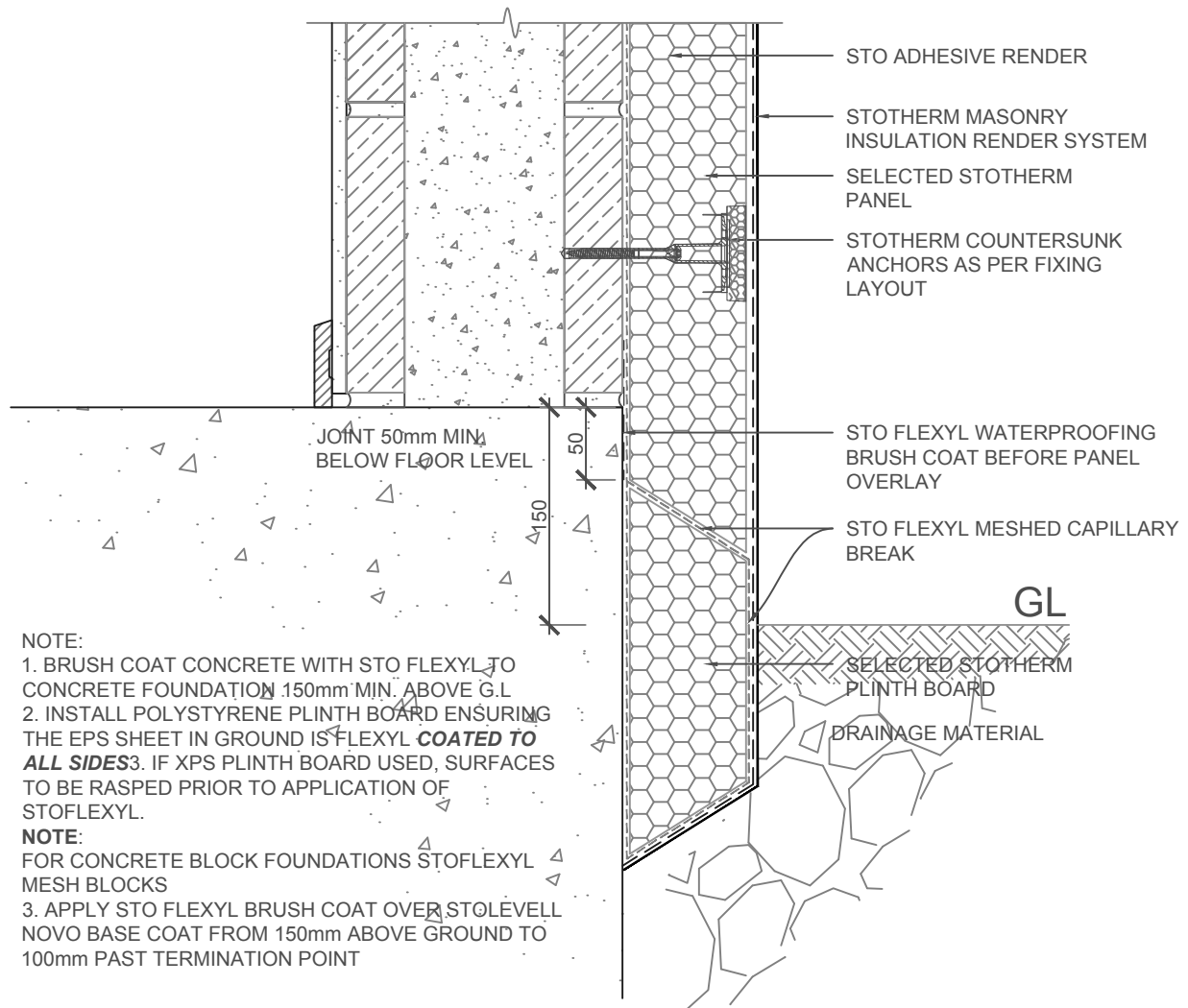
**STOTHERM MASONRY INSULATION SYSTEM  
STOTHERM MASONRY FIXING**

**STM 103**

**2017**







#### FLOOR LEVELS

1. 100mm TO PAVED GROUND LEVEL
2. 150mm TO UNPAVED GROUND LEVEL

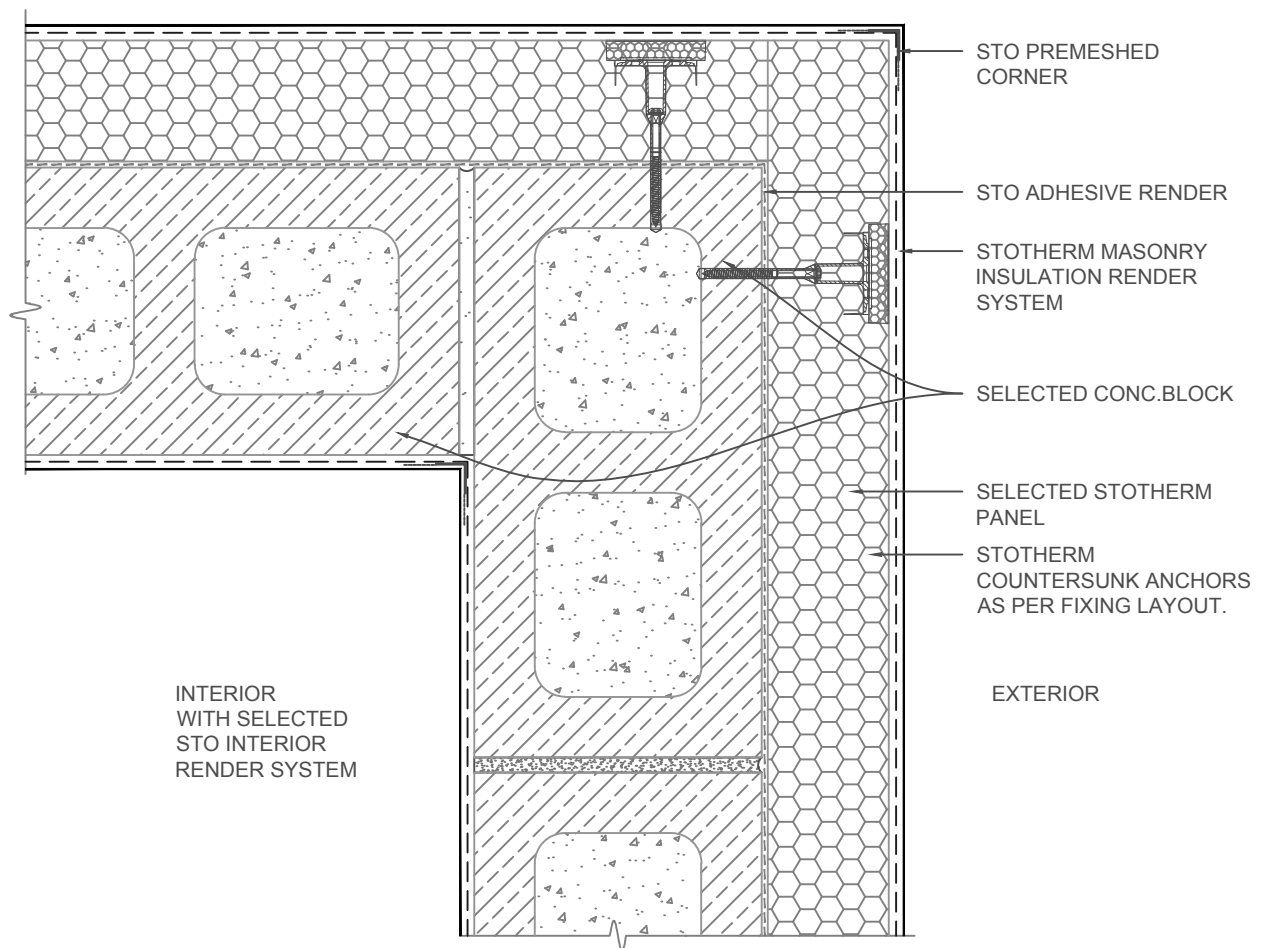
SCALE 1:5

**STOTHERM  
MASONRY**

## **STOTHERM MASONRY INSULATION SYSTEM BELOW GROUND INSULATION**

**STM 201**

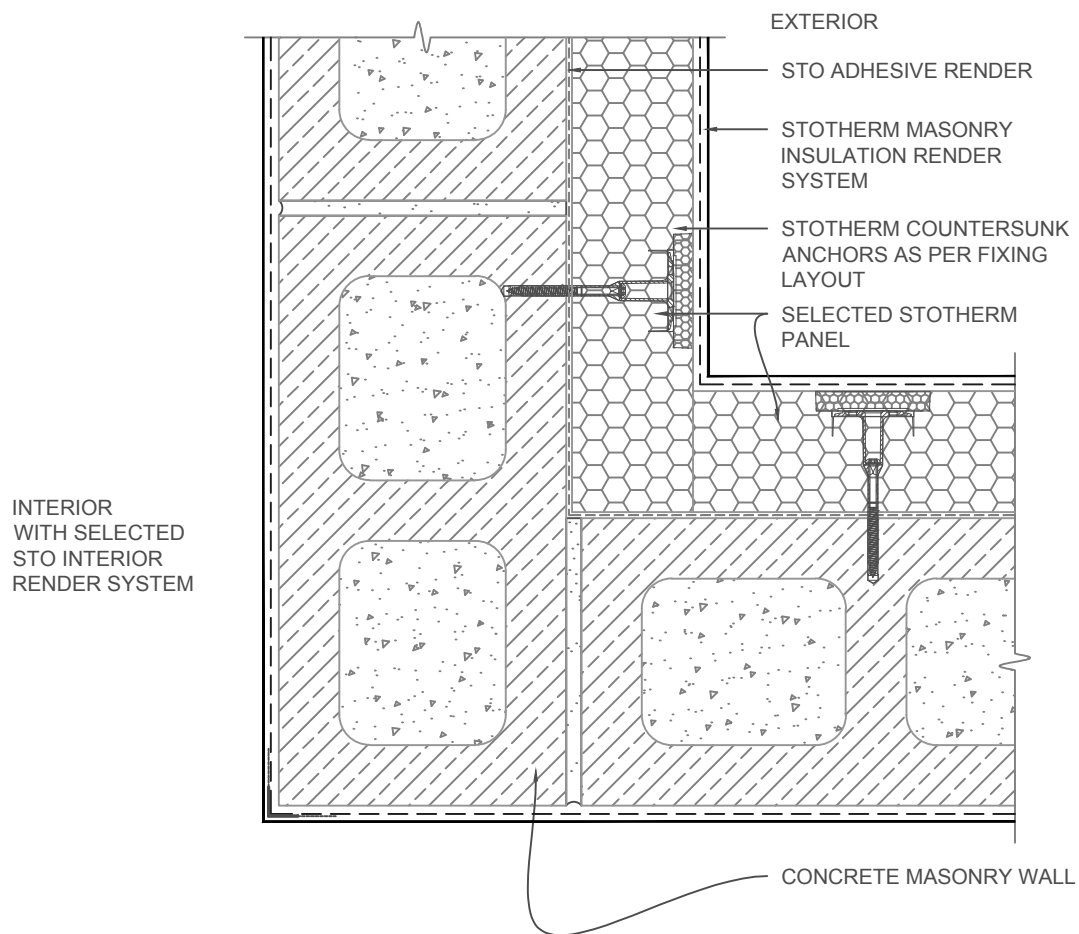
**2017**



SCALE 1:5

STOTHERM MASONRY	STOTHERM MASONRY INSULATION SYSTEM EXTERNAL CORNER - PLAN VIEW	STM 300
		2017

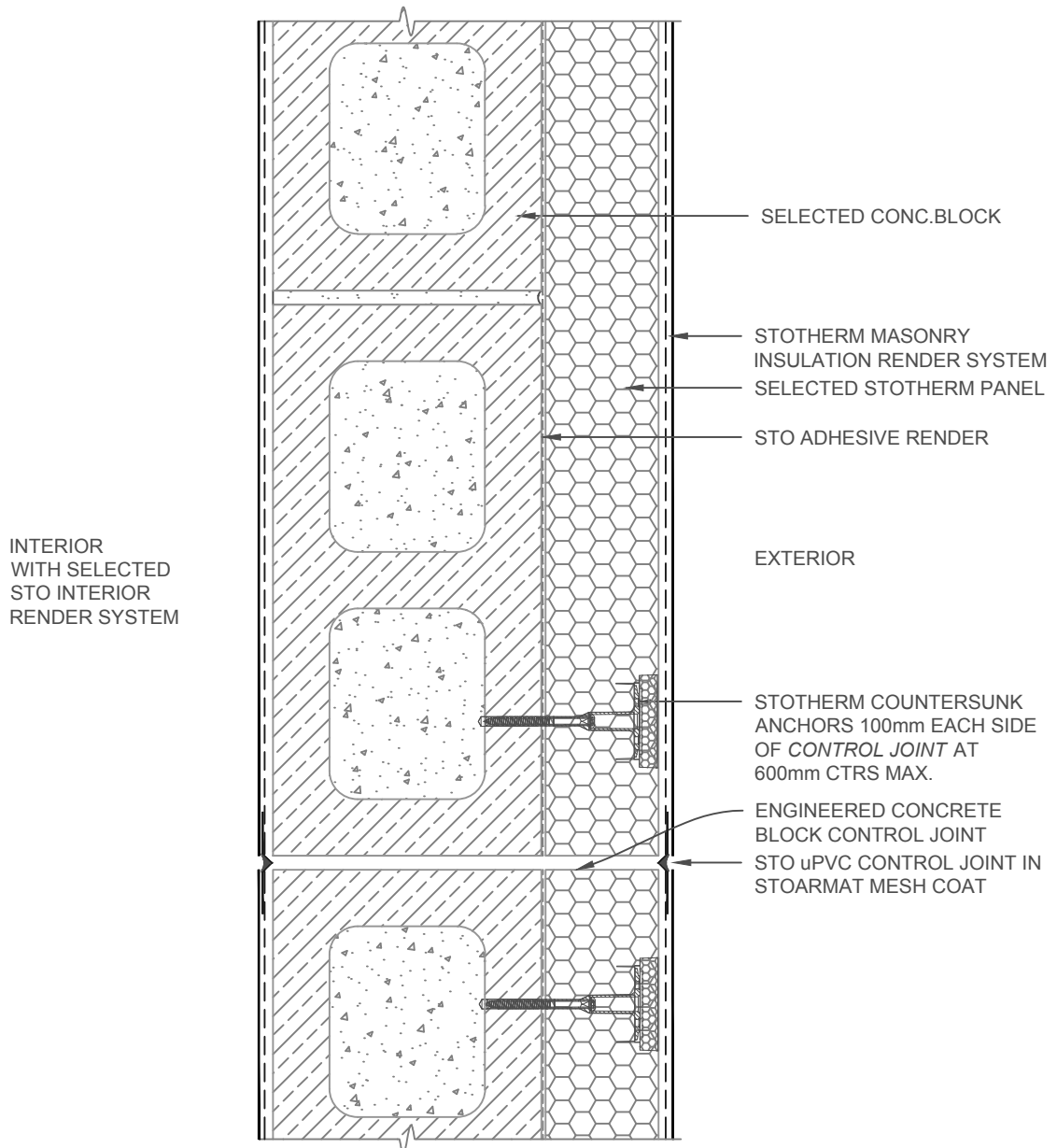
The information contained on this page is based on our experience and research at the date of issue. The detail is for use by Registered Architects, Licensed Designers or Chartered Engineers to assist in developing project details using Sto Systems. Stoanz Ltd reserve the right to alter or update information at any time without prior notice and it is the responsibility of the designer, project manager or Sto contractor to insure they have and use the current Sto details and specifications on site.



SCALE 1:5

STOTHERM MASONRY	STOTHERM MASONRY INSULATION SYSTEM INTERNAL CORNER - PLAN VIEW	STM 301
		2017

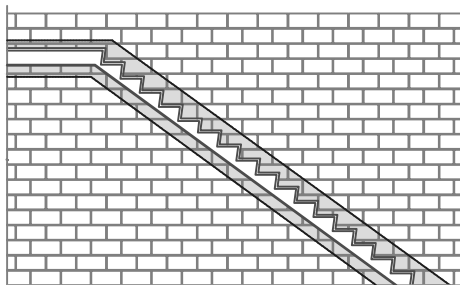
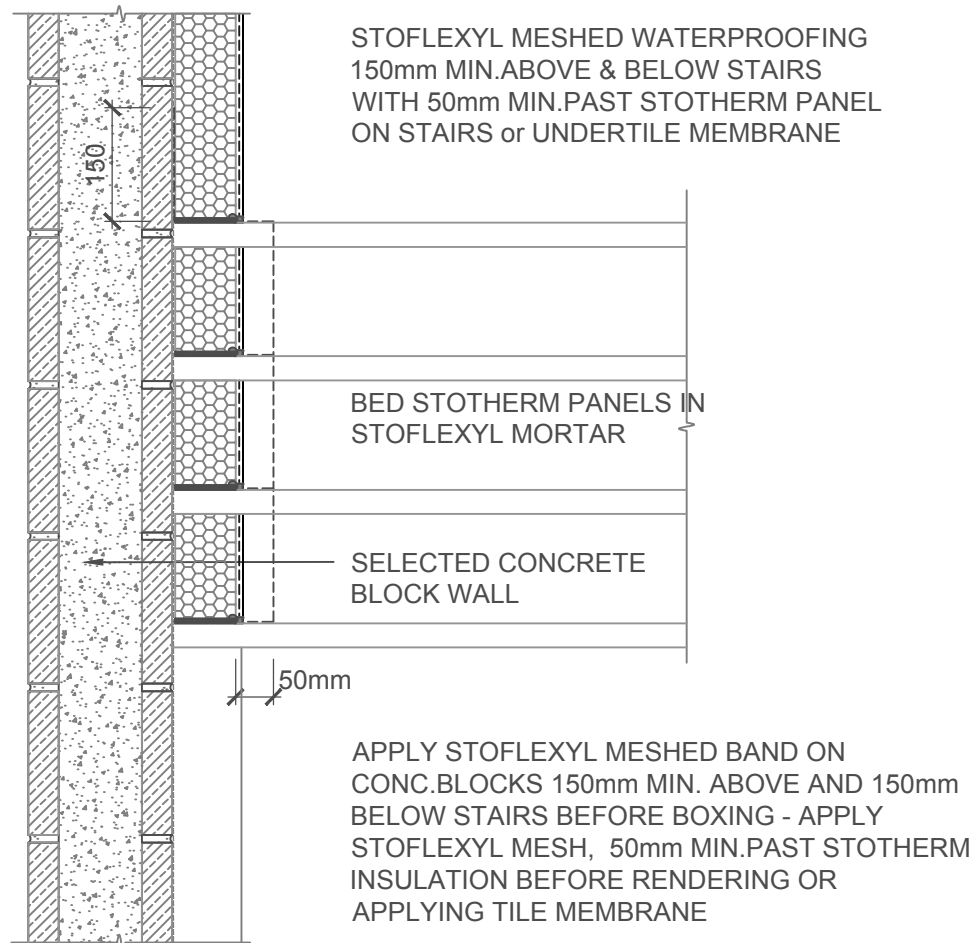
The information contained on this page is based on our experience and research at the date of issue. The detail is for use by Registered Architects, Licensed Designers or Chartered Engineers to assist in developing project details using Sto Systems. Stoanz Ltd reserve the right to alter or update information at any time without prior notice and it is the responsibility of the designer, project manager or Sto contractor to insure they have and use the current Sto details and specifications on site.



SCALE 1:5

STOTHERM MASONRY	STOTHERM MASONRY INSULATION SYSTEM VERTICAL CONTROL JOINT - PLAN VIEW	STM 302
		2017

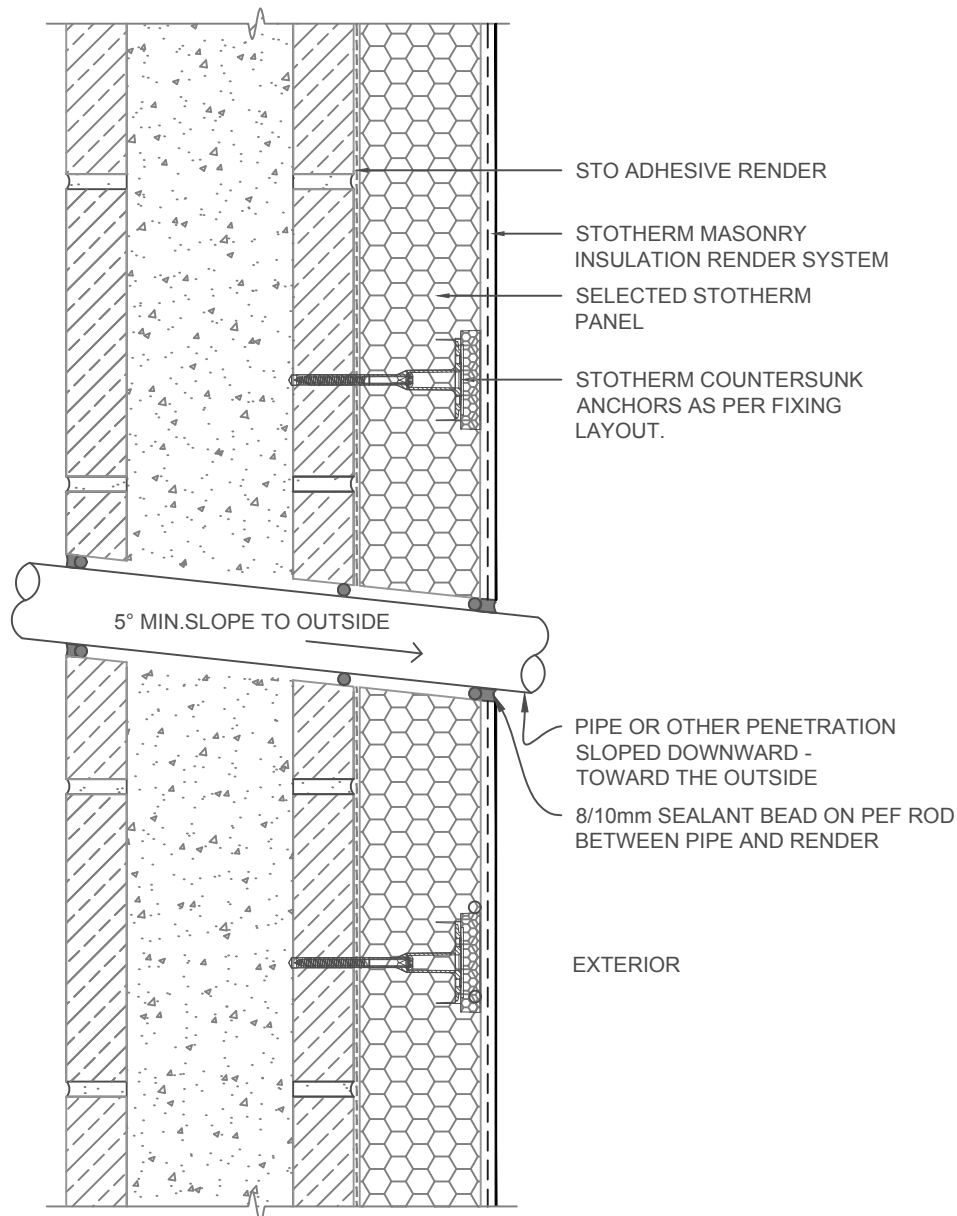
The information contained on this page is based on our experience and research at the date of issue. The detail is for use by Registered Architects, Licensed Designers or Chartered Engineers to assist in developing project details using Sto Systems. Stoanz Ltd reserve the right to alter or update information at any time without prior notice and it is the responsibility of the designer, project manager or Sto contractor to insure they have and use the current Sto details and specifications on site.



#### STOFLEXYL WATERPROOFING MEMBRANE

- WALL CAPS, PARAPETS, BALUSTRADE TOPS
- JOINERY OPENINGS
- TIMBER OVERLAYS & SOFFITS OVERLAYING BLOCKS
- STAIRS
- ADJACENT GARDEN WALLS
- FOUNDATIONS

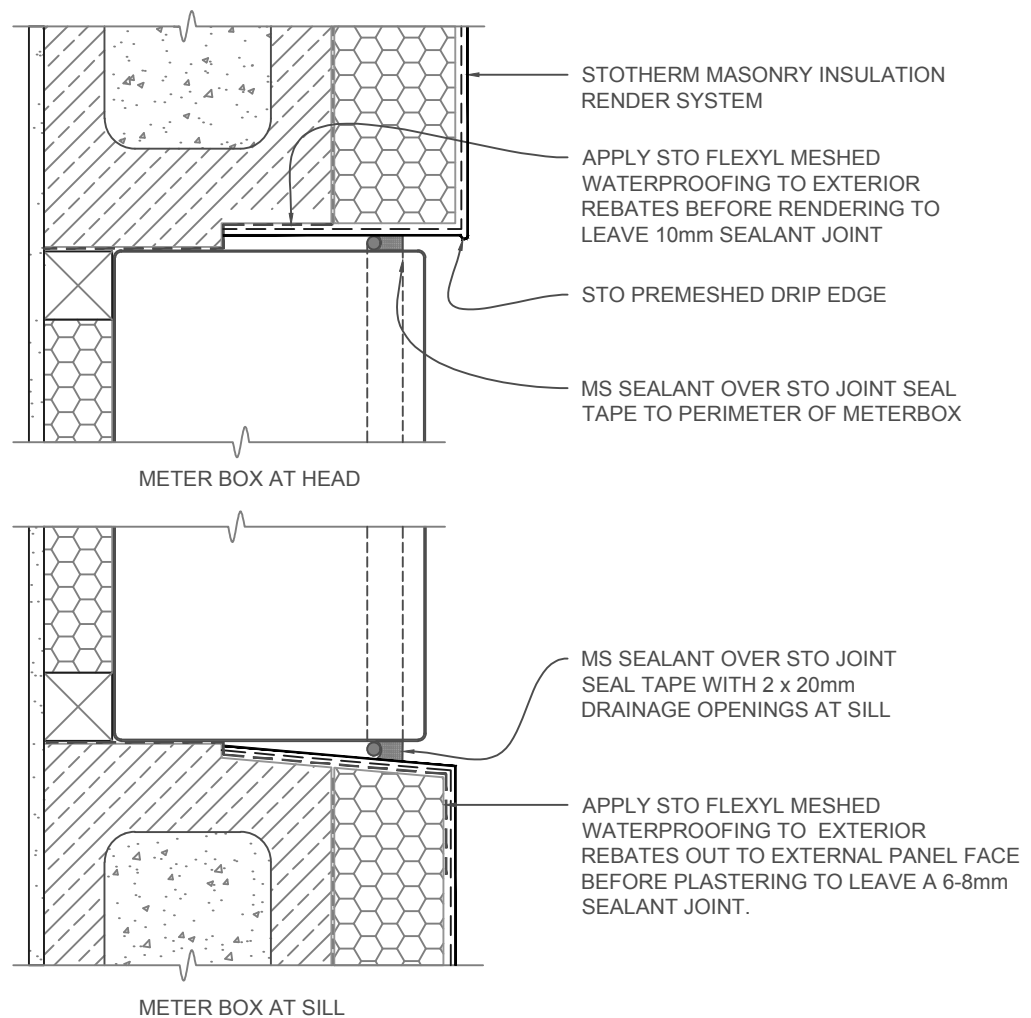
STOTHERM MASONRY	STOTHERM MASONRY INSULATION SYSTEM  STAIR WATERPROOFING DETAIL	STM 303
		2017



SCALE 1:5

<b>STOTHERM MASONRY</b>	<b>STOTHERM MASONRY INSULATION SYSTEM PIPE PENETRATION DETAIL (up to 150mm)</b>	<b>STM 350</b>
		<b>2017</b>

The information contained on this page is based on our experience and research at the date of issue. The detail is for use by Registered Architects, Licensed Designers or Chartered Engineers to assist in developing project details using Sto Systems. Stoanz Ltd reserve the right to alter or update information at any time without prior notice and it is the responsibility of the designer, project manager or Sto contractor to insure they have and use the current Sto details and specifications on site.

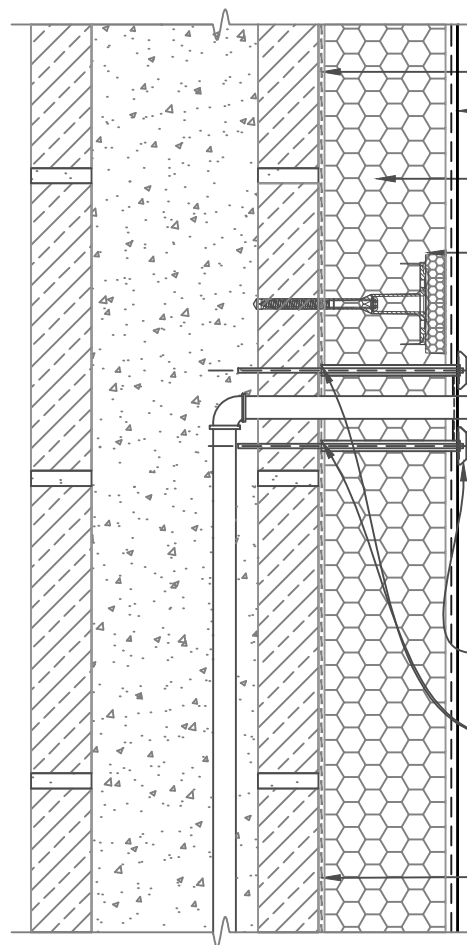


SCALE 1:5

STOTHERM MASONRY	STOTHERM MASONRY INSULATION SYSTEM  METER BOX	STM 351
		2017

The information contained on this page is based on our experience and research at the date of issue. The detail is for use by Registered Architects, Licensed Designers or Chartered Engineers to assist in developing project details using Sto Systems. Stoanz Ltd reserve the right to alter or update information at any time without prior notice and it is the responsibility of the designer, project manager or Sto contractor to insure they have and use the current Sto details and specifications on site.

INTERIOR



EXTERIOR

STO ADHESIVE RENDER

STOTHERM MASONRY  
INSULATION RENDER SYSTEM

SELECTED STOTHERM PANEL

STOTHERM COUNTERSUNK  
ANCHORS AS PER FIXING  
LAYOUT.

LIGHT FITTING WITH PLASTIC  
CONDUIT FOR WIRING

MASONRY FIXINGS WITH 50mm  
x3mm EPDM WASHERS

USE STAINLESS STEEL PIPE  
SPACERS AT FIXINGS  
TAKING CARE TO AVOID  
CRUSHING EPS SHELL

CONC.BLOCK WALL

SCALE 1:5

**STOTHERM  
MASONRY**

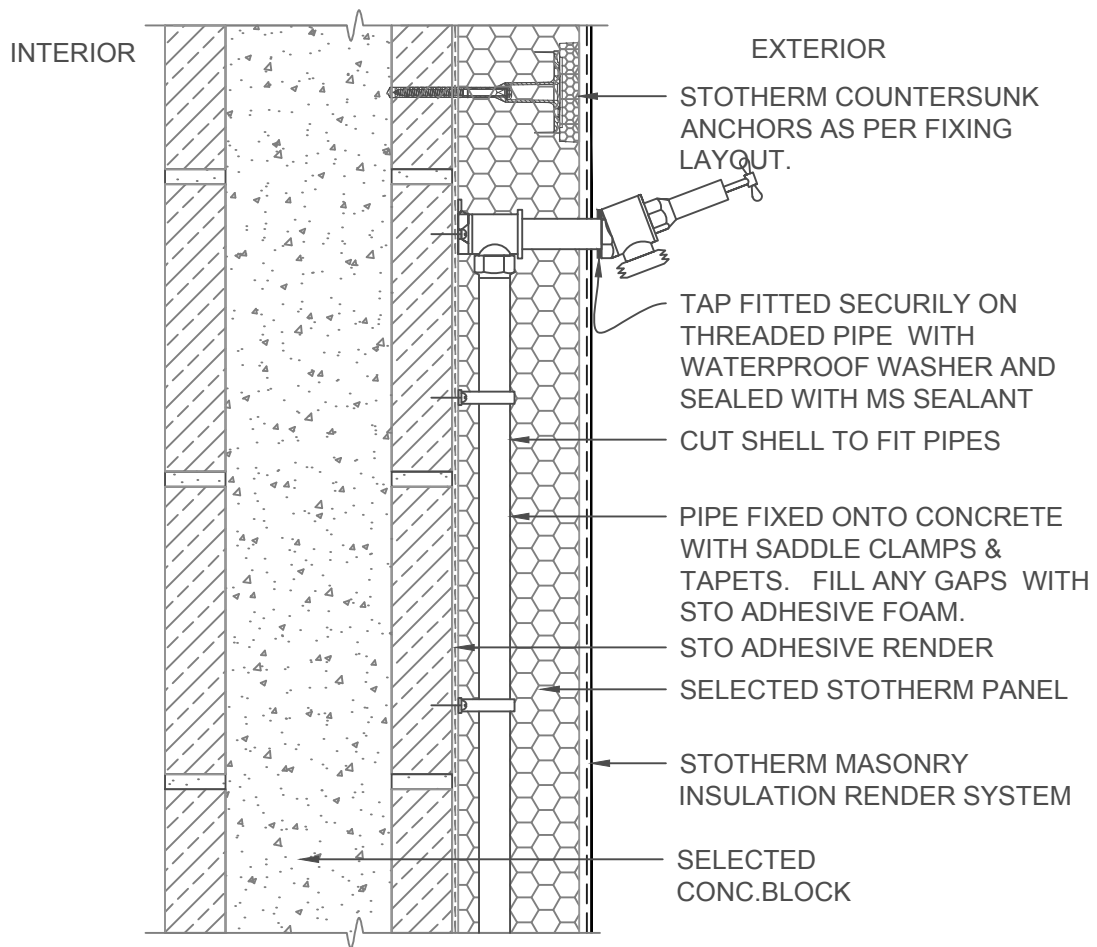
**STOTHERM AMSONRY INSULATION SYSTEM  
LIGHT FITTING/FIXING DETAIL**

**STM 352**

**2017**

The information contained on this page is based on our experience and research at the date of issue. The detail is for use by Registered Architects, Licensed Designers or Chartered Engineers to assist in developing project details using Sto Systems. Stoanz Ltd reserve the right to alter or update information at any time without prior notice and it is the responsibility of the designer, project manager or Sto contractor to insure they have and use the current Sto details and specifications on site.





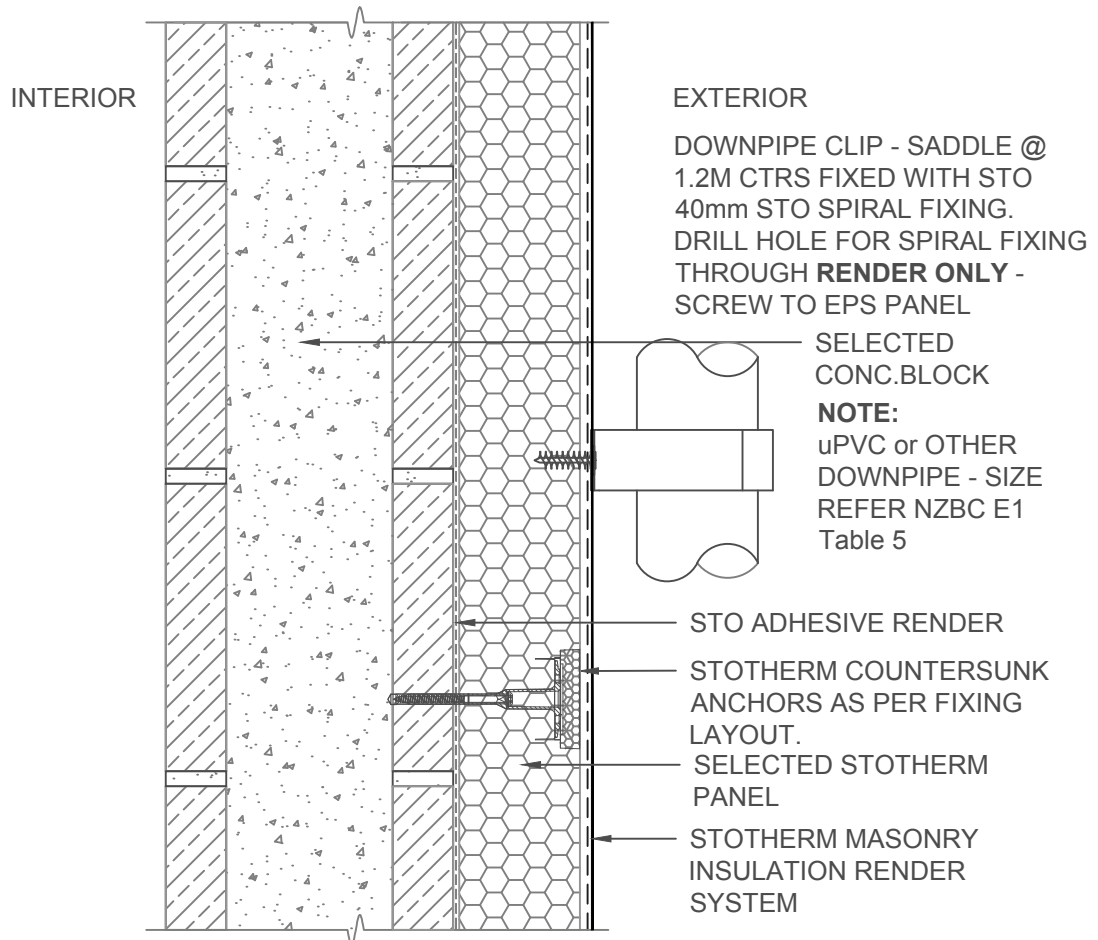
SCALE 1:5

STOTHERM MASONRY	STOTHERM MASONRY INSULATION SYSTEM  TAP FITTING/FIXING DETAIL	STM 353
		2017

The information contained on this page is based on our experience and research at the date of issue. The detail is for use by Registered Architects, Licensed Designers or Chartered Engineers to assist in developing project details using Sto Systems. Stoanz Ltd reserve the right to alter or update information at any time without prior notice and it is the responsibility of the designer, project manager or Sto contractor to insure they have and use the current Sto details and specifications on site.



The information contained on this page is based on our experience and research at the date of issue. The detail is for use by Registered Architects, Licensed Designers or Chartered Engineers to assist in developing project details using Sto Systems. Stoanz Ltd reserve the right to alter or update information at any time without prior notice and it is the responsibility of the designer, project manager or Sto contractor to insure they have and use the current Sto details and specifications on site.

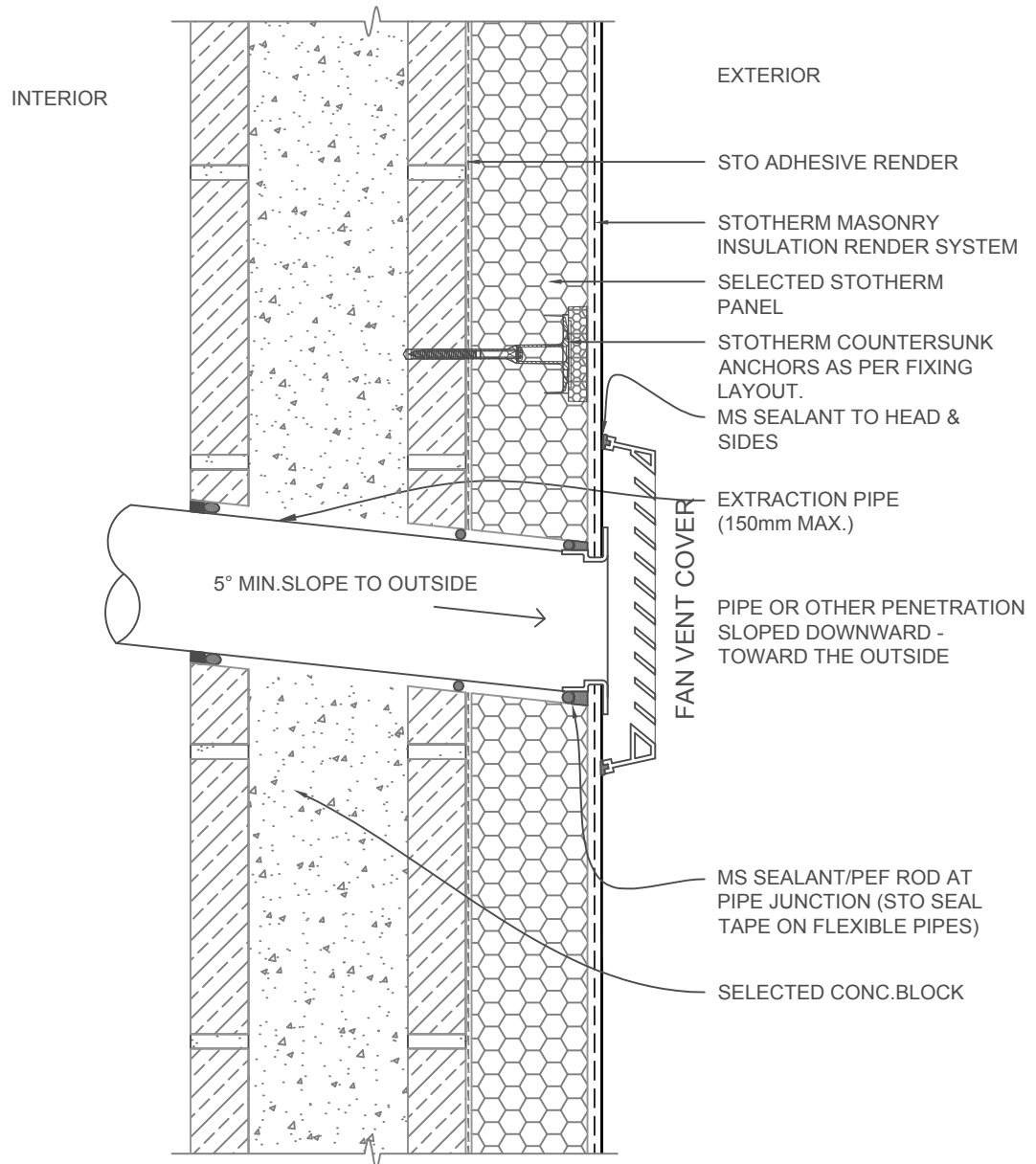


**NOTE:**  
STO SPIRAL FIXINGS MAY BE USED TO SUPPORT OTHER LIGHTWEIGHT ITEMS SUCH AS LIGHTS & SECURITY FITTINGS HOWEVER SPIRAL FACE WEIGHT **MUST NOT** EXCEED 8kgs

SCALE 1:5

STOTHERM MASONRY	STOTHERM MASONRY INSULATION SYSTEM DOWNPIPE SADDLE FIXING DETAIL	STM 355
		2017

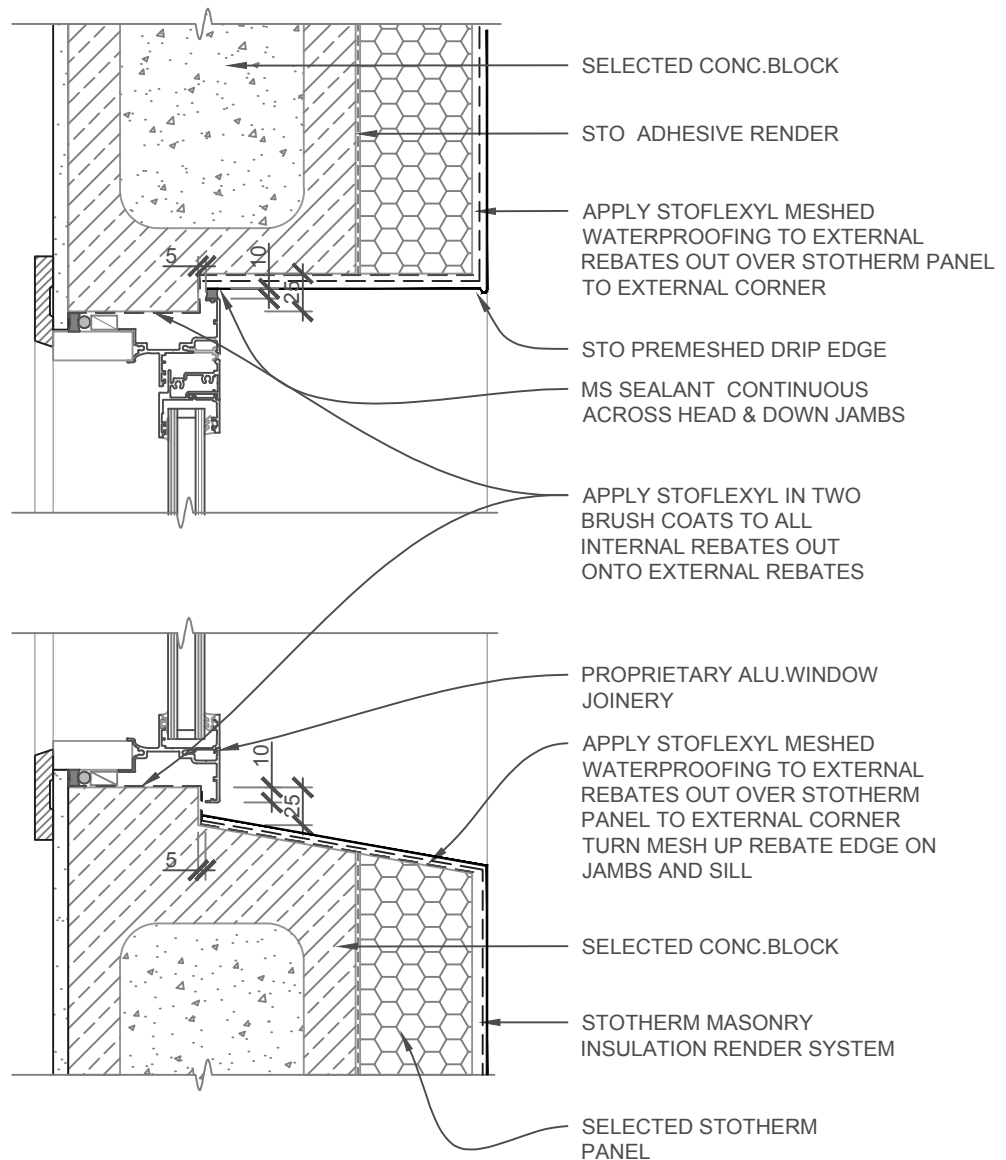
The information contained on this page is based on our experience and research at the date of issue. The detail is for use by Registered Architects, Licensed Designers or Chartered Engineers to assist in developing project details using Sto Systems. Stoanz Ltd reserve the right to alter or update information at any time without prior notice and it is the responsibility of the designer, project manager or Sto contractor to insure they have and use the current Sto details and specifications on site.



SCALE 1:5

STOTHERM MASONRY	STOTHERM MASONRY INSULATION SYSTEM  FAN VENT DETAIL	STM 356
		2017

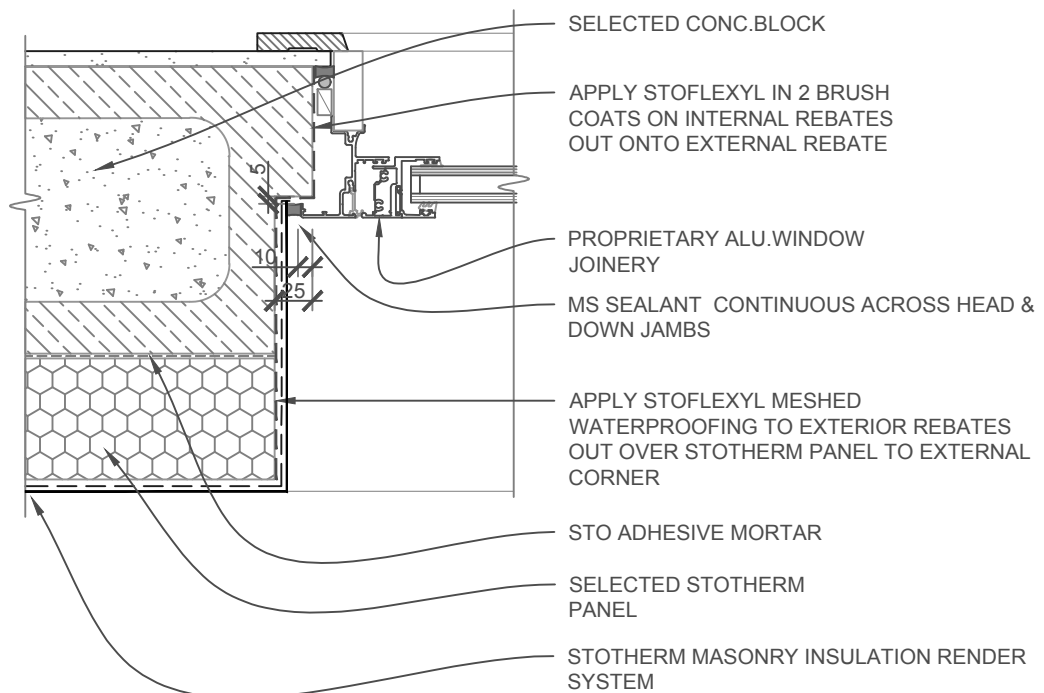
The information contained on this page is based on our experience and research at the date of issue. The detail is for use by Registered Architects, Licensed Designers or Chartered Engineers to assist in developing project details using Sto Systems. Stoanz Ltd reserve the right to alter or update information at any time without prior notice and it is the responsibility of the designer, project manager or Sto contractor to insure they have and use the current Sto details and specifications on site.



SCALE 1:5

STOTHERM MASONRY	STOTHERM MASONRY INSULATION SYSTEM ALUMINIUM JOINERY - HEAD & SILL DETAIL	STM 400
		2017

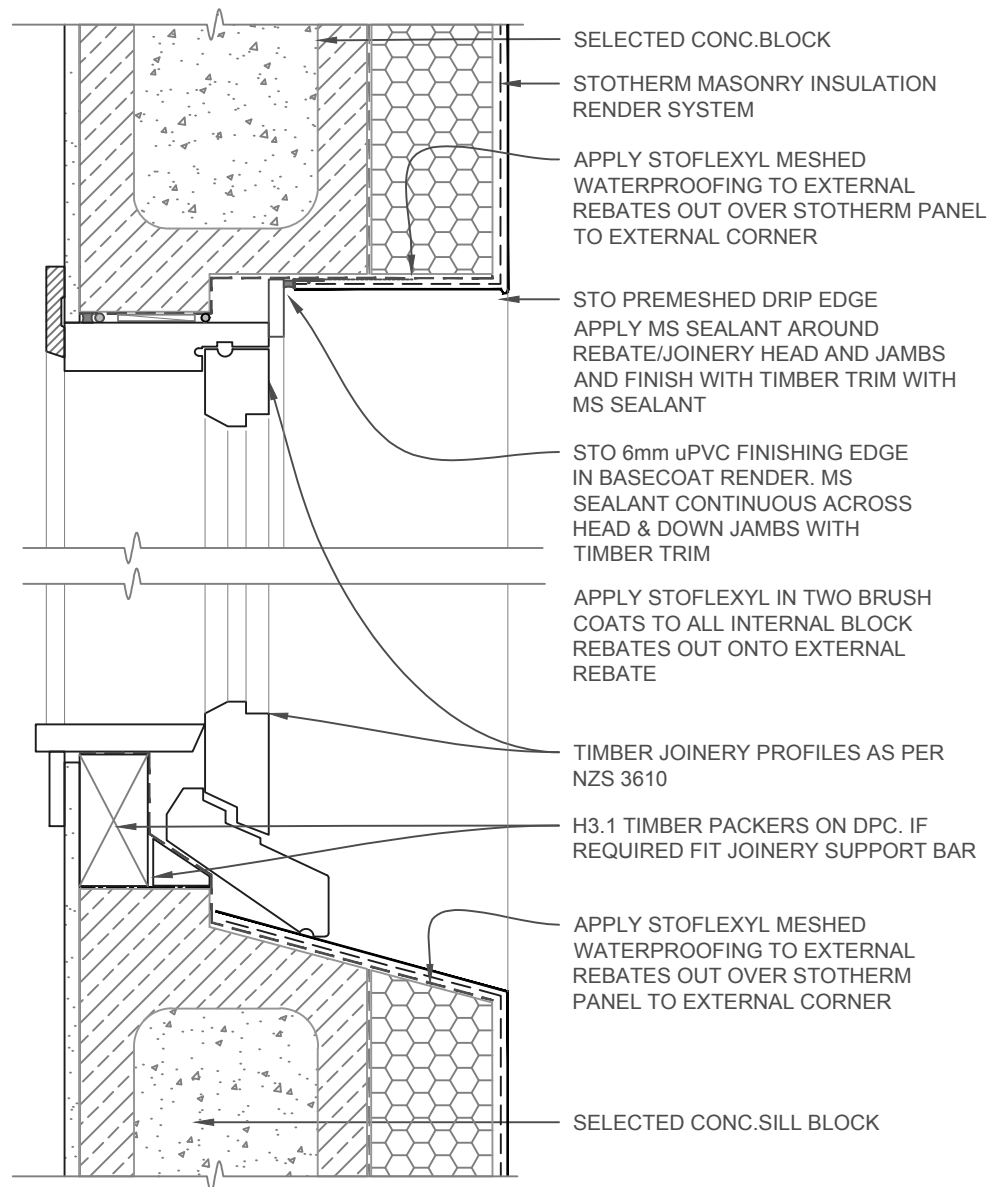
The information contained on this page is based on our experience and research at the date of issue. The detail is for use by Registered Architects, Licensed Designers or Chartered Engineers to assist in developing project details using Sto Systems. Stoanz Ltd reserve the right to alter or update information at any time without prior notice and it is the responsibility of the designer, project manager or Sto contractor to insure they have and use the current Sto details and specifications on site.



SCALE 1:5

STOTHERM MASONRY	STOTHERM MASONRY INSULATION SYSTEM ALUMINIUM JOINERY - JAMB DETAIL	STM 401
		2017

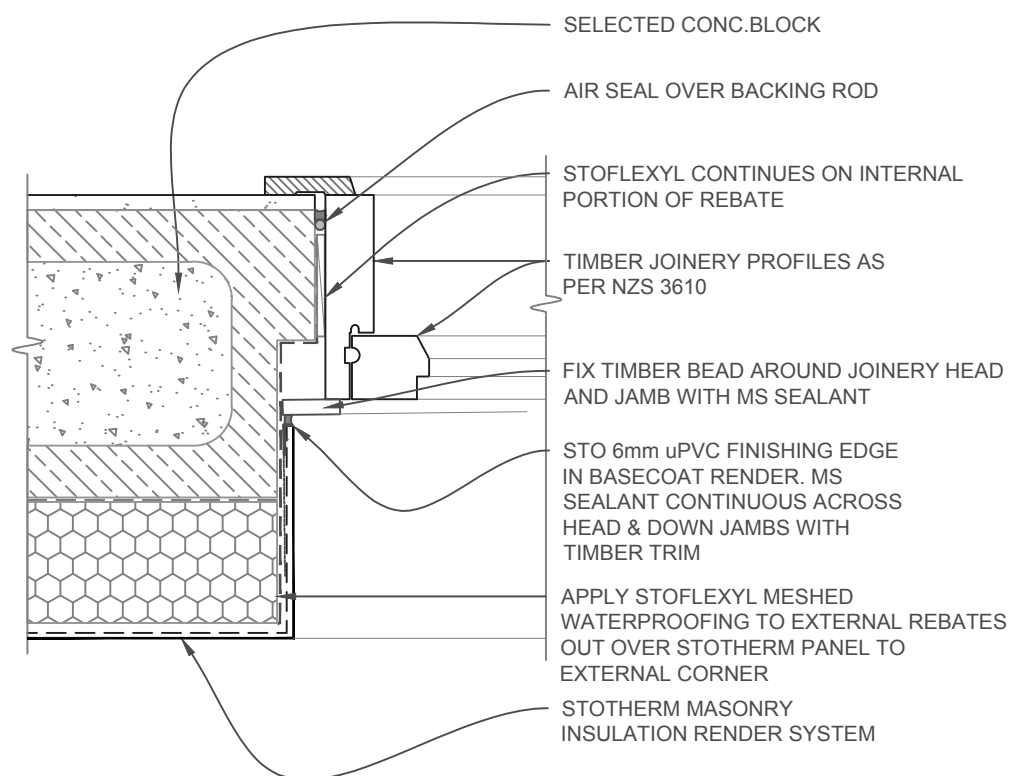
The information contained on this page is based on our experience and research at the date of issue. The detail is for use by Registered Architects, Licensed Designers or Chartered Engineers to assist in developing project details using Sto Systems. Stoanz Ltd reserve the right to alter or update information at any time without prior notice and it is the responsibility of the designer, project manager or Sto contractor to insure they have and use the current Sto details and specifications on site.



SCALE 1:5

<b>STOTHERM MASONRY</b>	<b>STOTHERM MASONRY INSULATION SYSTEM TIMBER JOINERY - HEAD &amp; SILL DETAIL</b>	<b>STM 402</b>
		<b>2017</b>

The information contained on this page is based on our experience and research at the date of issue. The detail is for use by Registered Architects, Licensed Designers or Chartered Engineers to assist in developing project details using Sto Systems. Stoanz Ltd reserve the right to alter or update information at any time without prior notice and it is the responsibility of the designer, project manager or Sto contractor to insure they have and use the current Sto details and specifications on site.

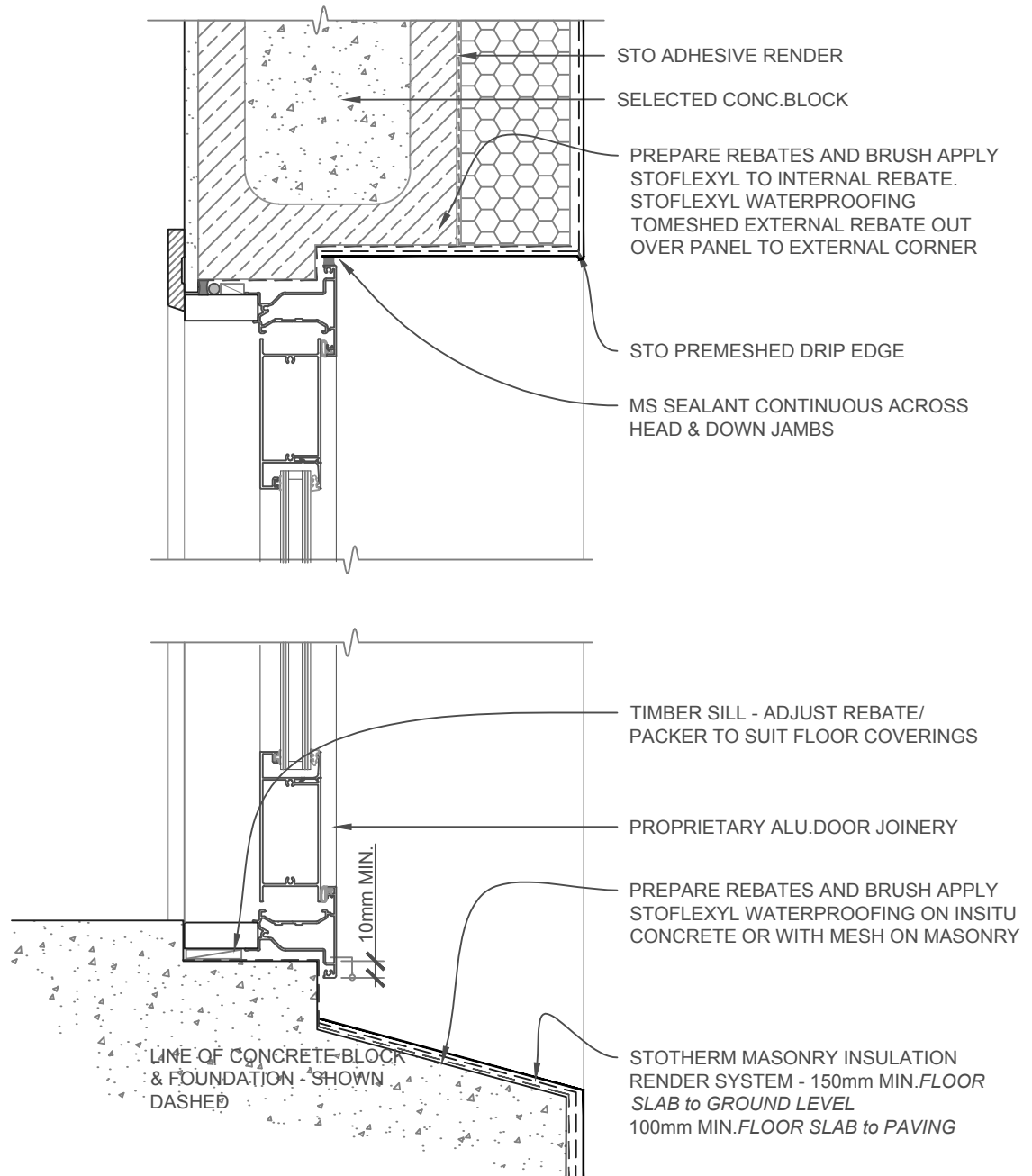


SCALE 1:5

STOTHERM MASONRY	STOTHERM MASONRY INSULATION SYSTEM TIMBER JOINERY - JAMB DETAIL	STM 403
		2017

The information contained on this page is based on our experience and research at the date of issue. The detail is for use by Registered Architects, Licensed Designers or Chartered Engineers to assist in developing project details using Sto Systems. Stoanz Ltd reserve the right to alter or update information at any time without prior notice and it is the responsibility of the designer, project manager or Sto contractor to insure they have and use the current Sto details and specifications on site.

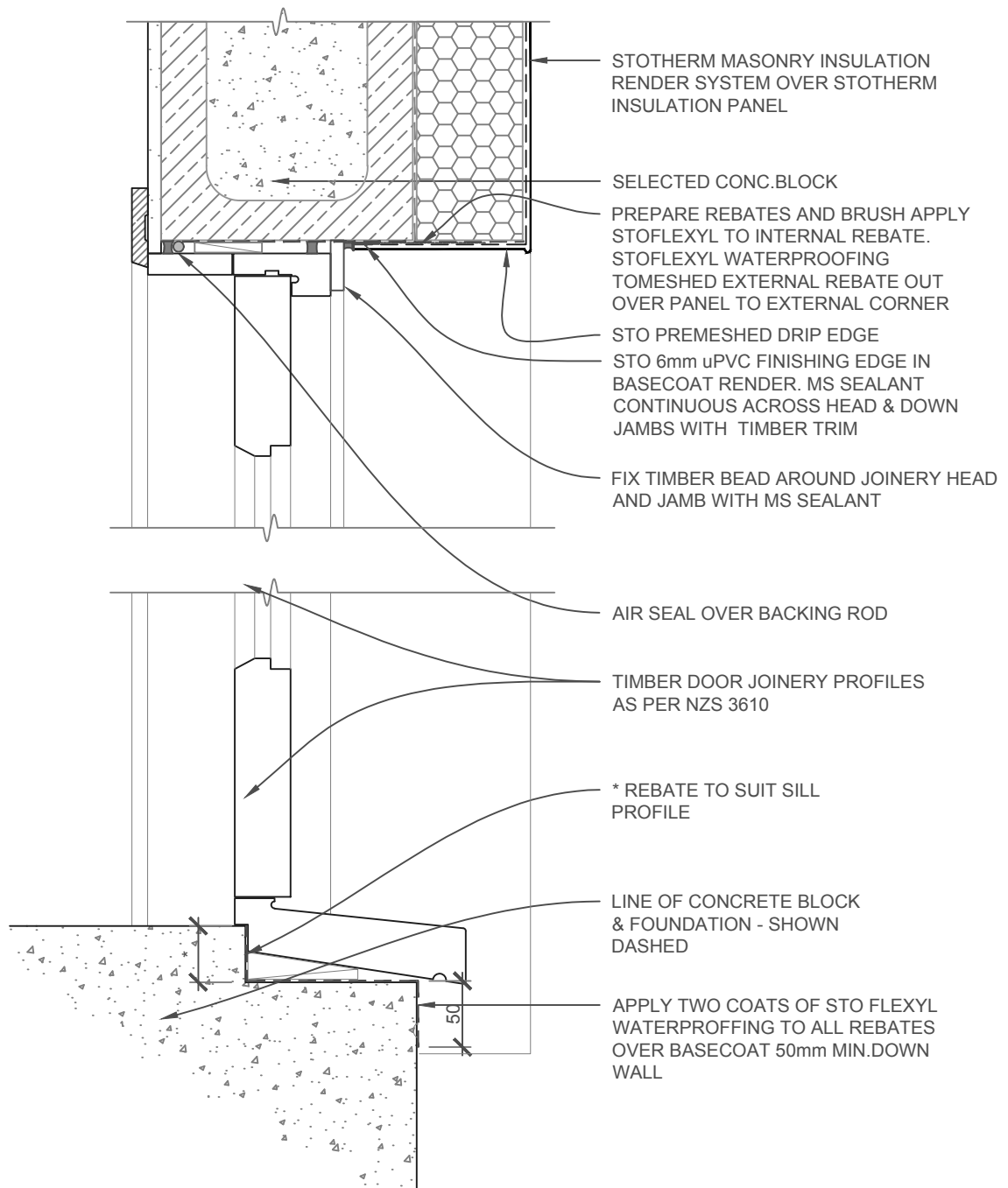




SCALE 1:5

STOTHERM MASONRY	STOTHERM MASONRY INSULATION SYSTEM ALU.JOINERY-DOOR HEAD & THRESHOLD DETAIL	STM 404
		2017

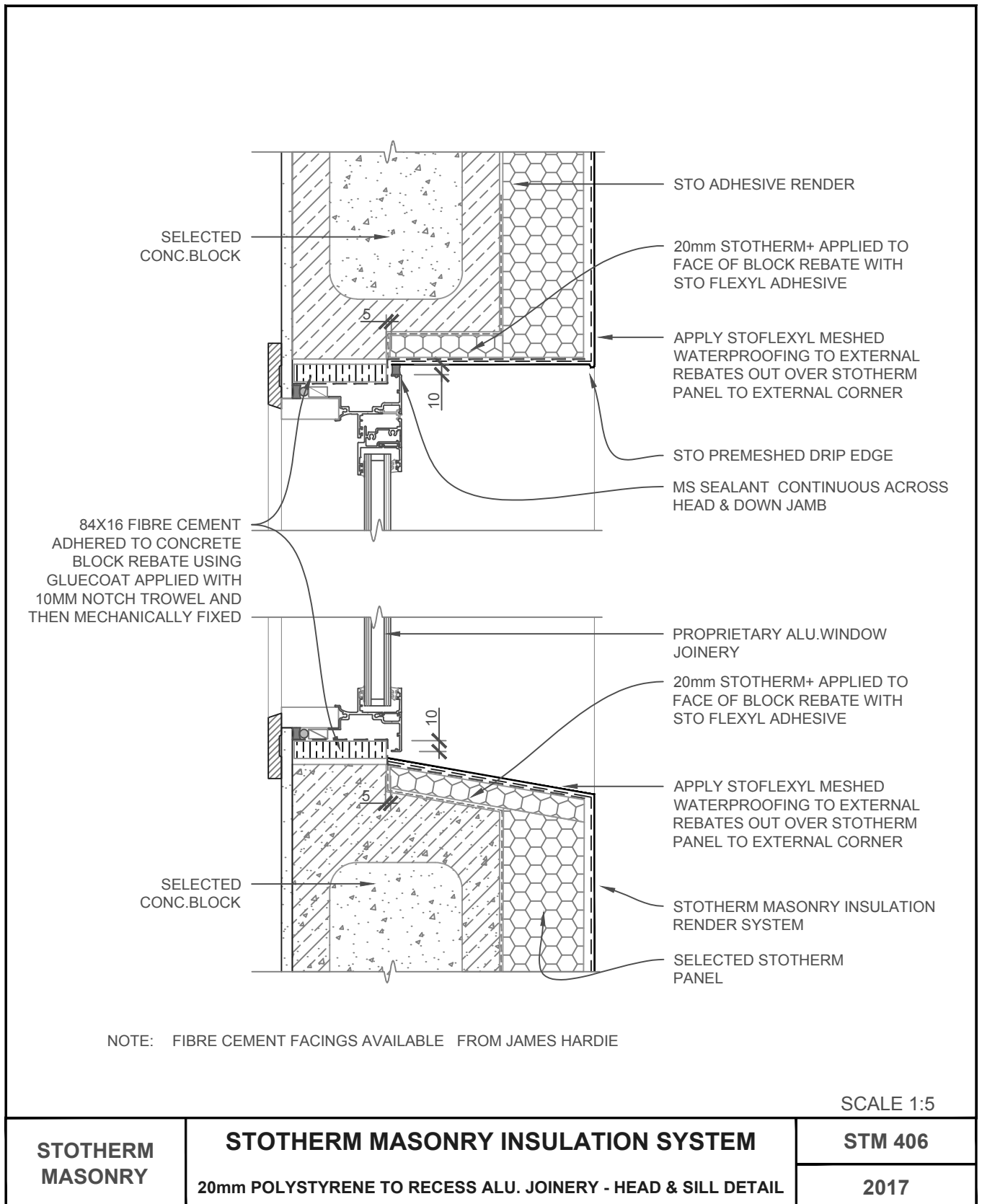
The information contained on this page is based on our experience and research at the date of issue. The detail is for use by Registered Architects, Licensed Designers or Chartered Engineers to assist in developing project details using Sto Systems. Stoanz Ltd reserve the right to alter or update information at any time without prior notice and it is the responsibility of the designer, project manager or Sto contractor to insure they have and use the current Sto details and specifications on site.

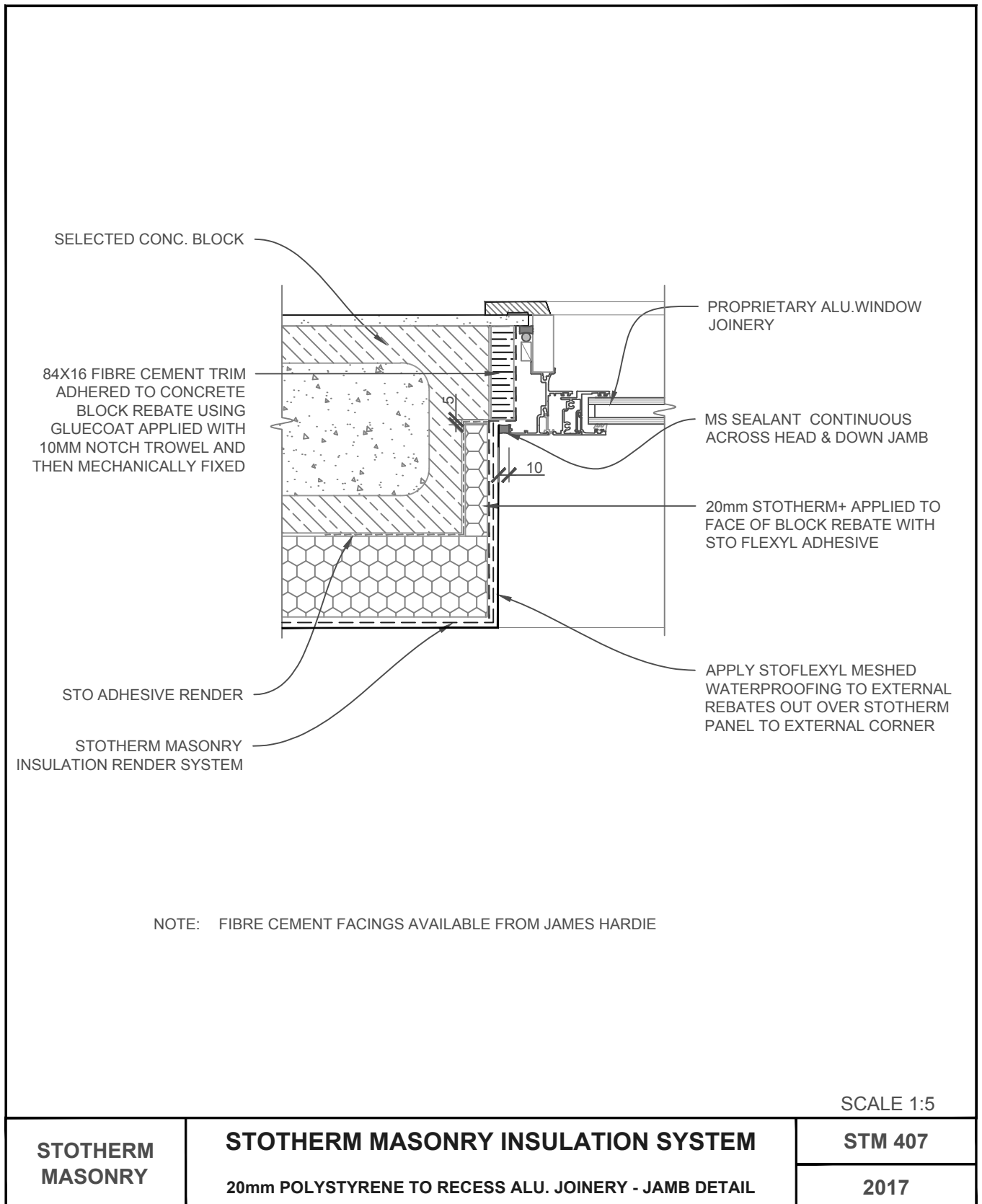


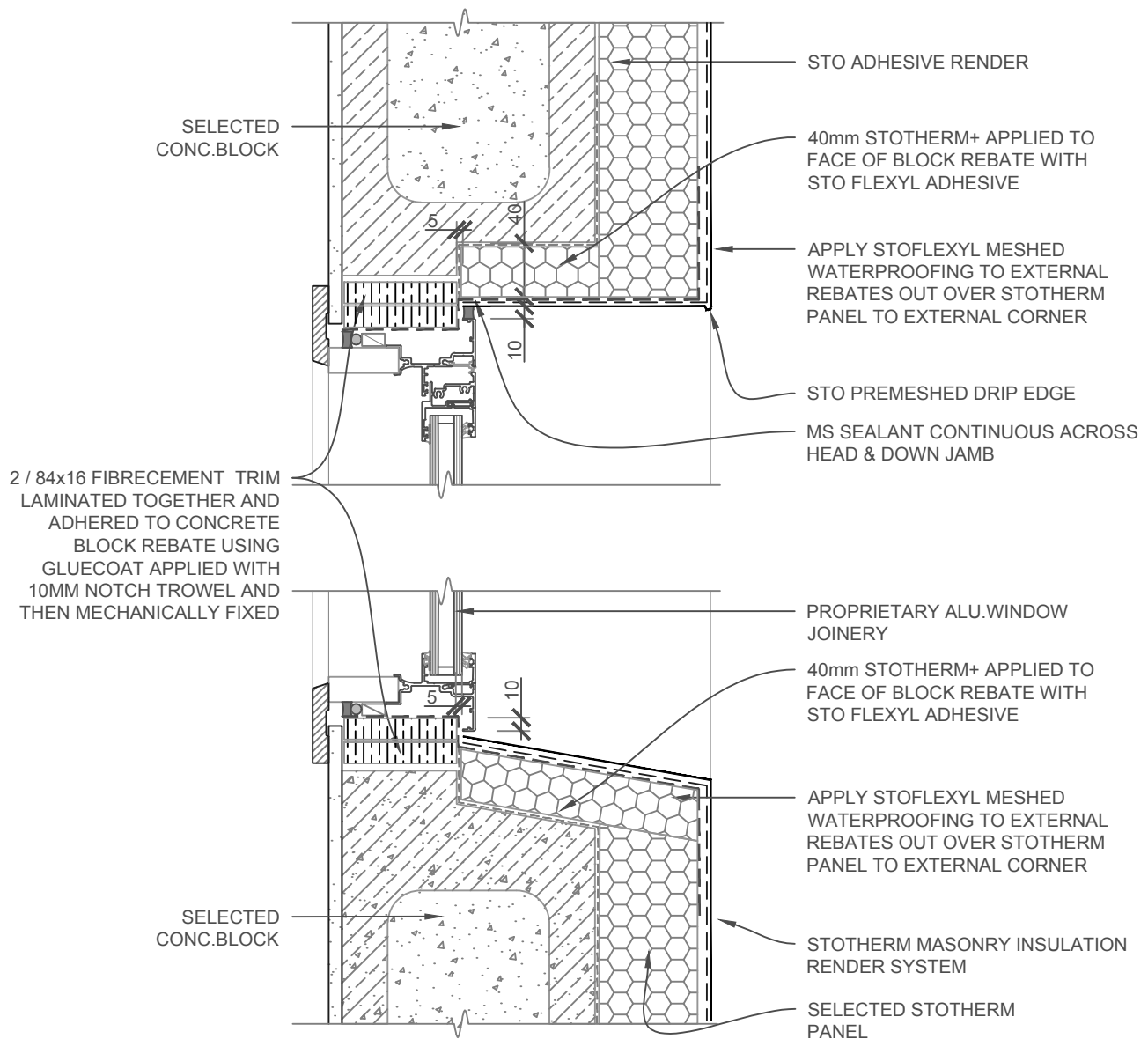
SCALE 1:5

STOTHERM MASONRY	STOTHERM MASONRY INSULATION SYSTEM TIMBER DOOR JOINERY - HEAD & SILL DETAIL	STM 405
		2017

The information contained on this page is based on our experience and research at the date of issue. The detail is for use by Registered Architects, Licensed Designers or Chartered Engineers to assist in developing project details using Sto Systems. Stoanz Ltd reserve the right to alter or update information at any time without prior notice and it is the responsibility of the designer, project manager or Sto contractor to insure they have and use the current Sto details and specifications on site.





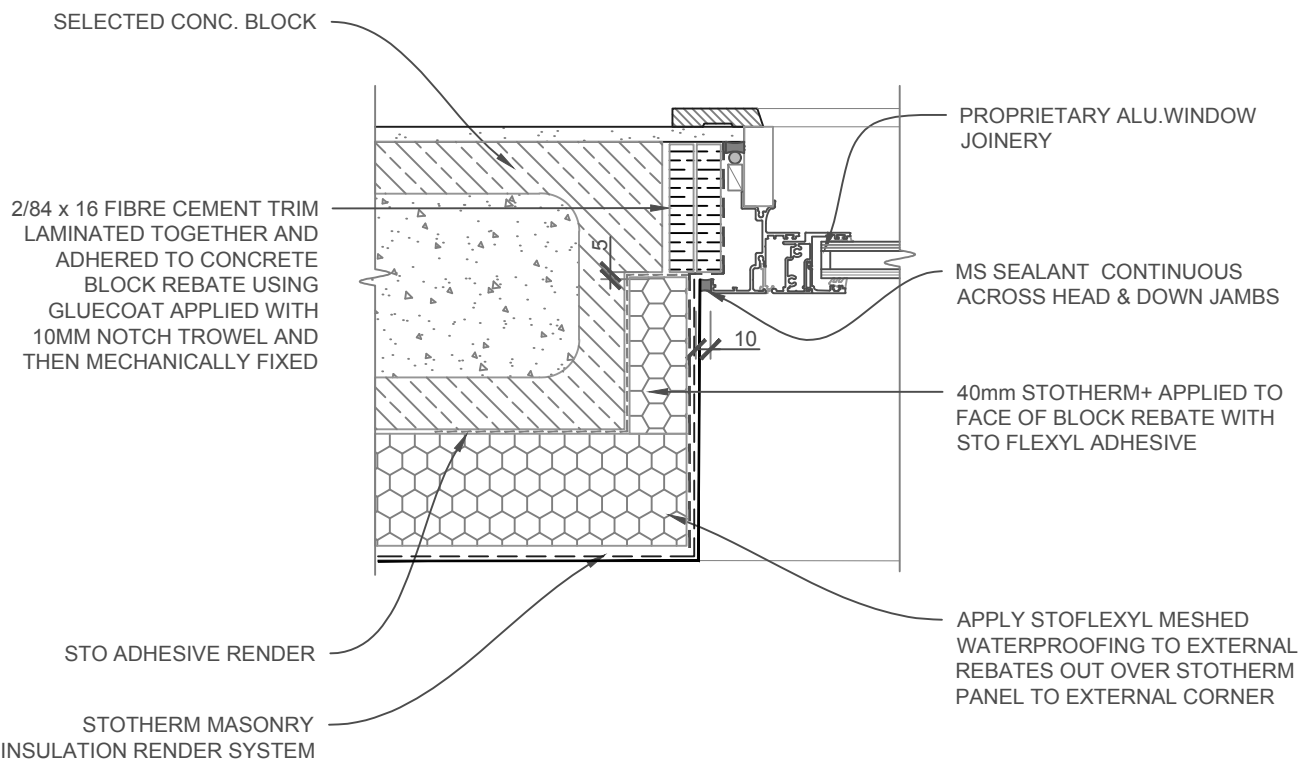


NOTE: FIBRE CEMENT FACINGS AVAILABLE FROM JAMES HARDIE

SCALE 1:5

<b>STOTHERM MASONRY</b>	<b>STOTHERM MASONRY INSULATION SYSTEM</b>  <b>40mm POLYSTYRENE TO RECESS ALU. JOINERY - HEAD &amp; SILL DETAIL</b>	<b>STM 408</b>
		<b>2017</b>

The information contained on this page is based on our experience and research at the date of issue. The detail is for use by Registered Architects, Licensed Designers or Chartered Engineers to assist in developing project details using Sto Systems. Stoanz Ltd reserve the right to alter or update information at any time without prior notice and it is the responsibility of the designer, project manager or Sto contractor to insure they have and use the current Sto details and specifications on site.

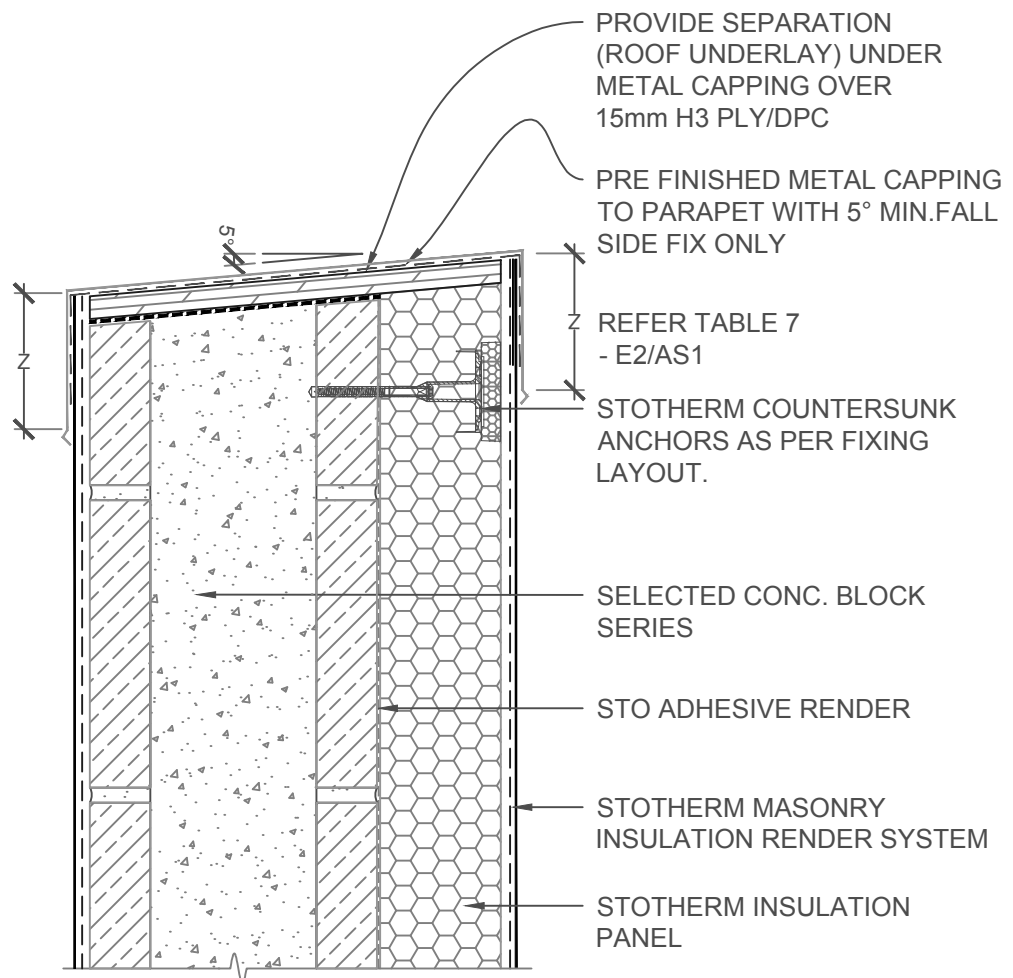


NOTE: FIBRE CEMENT FACINGS AVAILABLE FROM JAMES HARDIE

SCALE 1:5

<b>STOTHERM MASONRY</b>	<b>STOTHERM MASONRY INSULATION SYSTEM</b>  <b>40mm POLYSTYRENE TO RECESS ALU. JOINERY - JAMB DETAIL</b>	<b>STM 409</b>
		<b>2017</b>

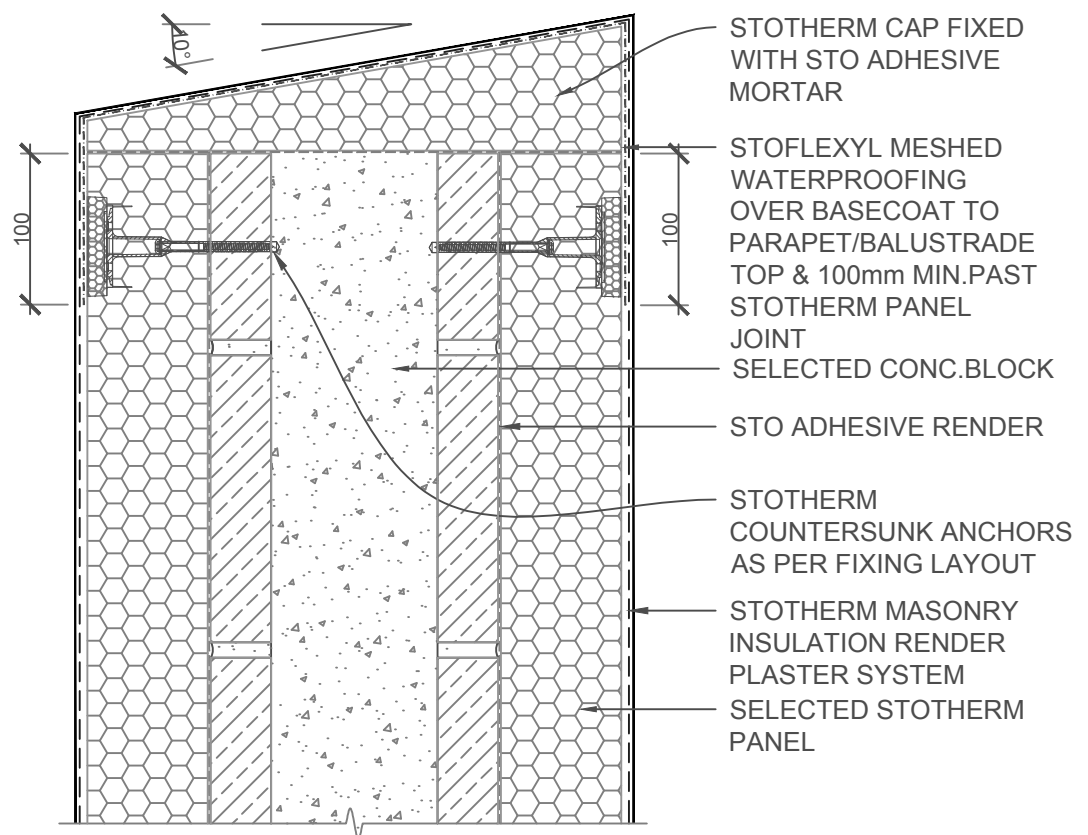
The information contained on this page is based on our experience and research at the date of issue. The detail is for use by Registered Architects, Licensed Designers or Chartered Engineers to assist in developing project details using Sto Systems. Stoanz Ltd reserve the right to alter or update information at any time without prior notice and it is the responsibility of the designer, project manager or Sto contractor to insure they have and use the current Sto details and specifications on site.



SCALE 1:5

<b>STOTHERM MASONRY</b>	<b>STOTHERM MASONRY INSULATION SYSTEM PARAPET/METAL FLASHING DETAIL</b>	<b>STM 500</b>
		<b>2017</b>

The information contained on this page is based on our experience and research at the date of issue. The detail is for use by Registered Architects, Licensed Designers or Chartered Engineers to assist in developing project details using Sto Systems. Stoanz Ltd reserve the right to alter or update information at any time without prior notice and it is the responsibility of the designer, project manager or Sto contractor to insure they have and use the current Sto details and specifications on site.

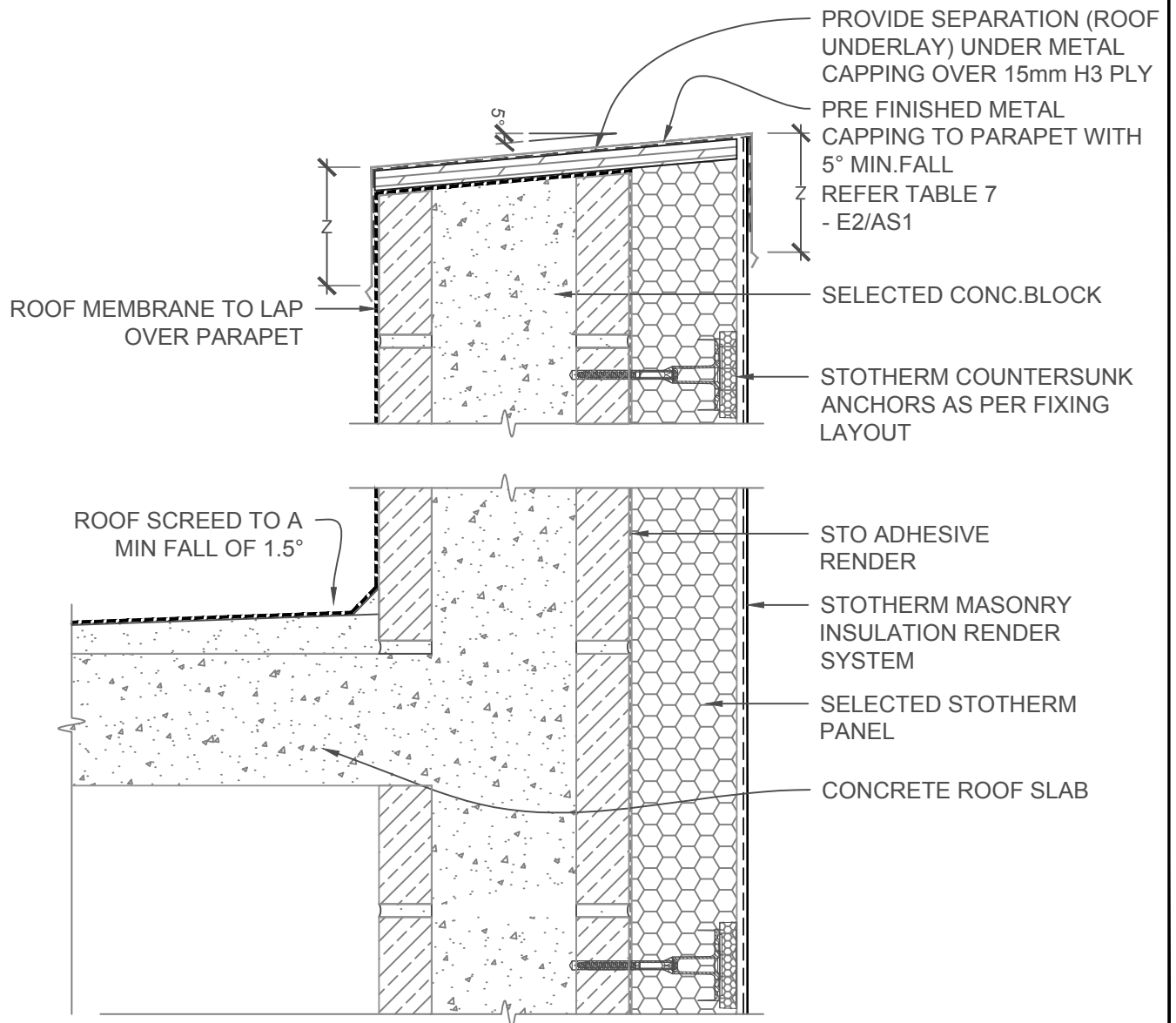


SCALE 1:5

STOTHERM MASONRY	STOTHERM MASONRY INSULATION SYSTEM PLASTERED PARAPET/BALUSTRADE DETAIL	STM 501
		2017

The information contained on this page is based on our experience and research at the date of issue. The detail is for use by Registered Architects, Licensed Designers or Chartered Engineers to assist in developing project details using Sto Systems. Stoanz Ltd reserve the right to alter or update information at any time without prior notice and it is the responsibility of the designer, project manager or Sto contractor to insure they have and use the current Sto details and specifications on site.

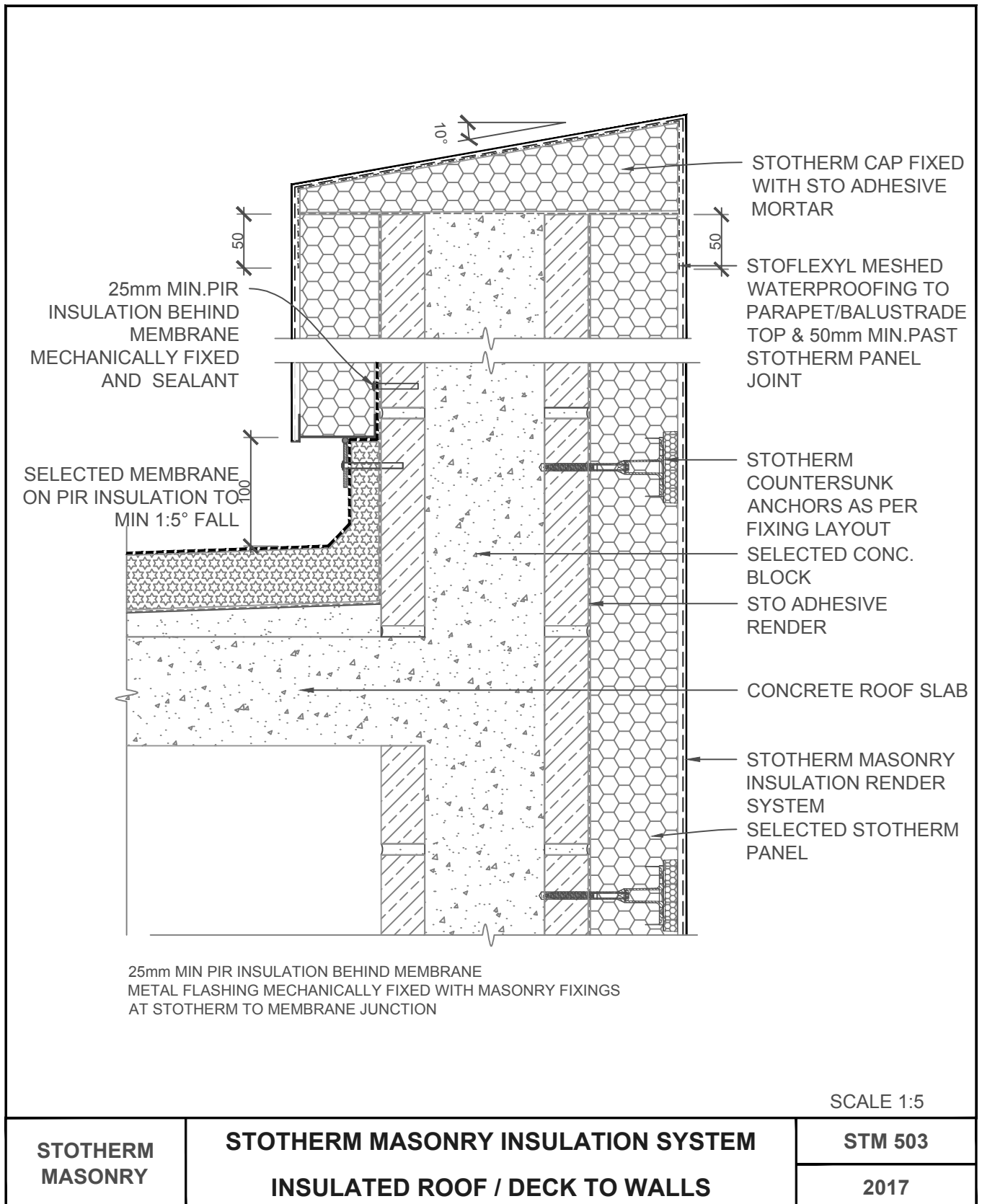


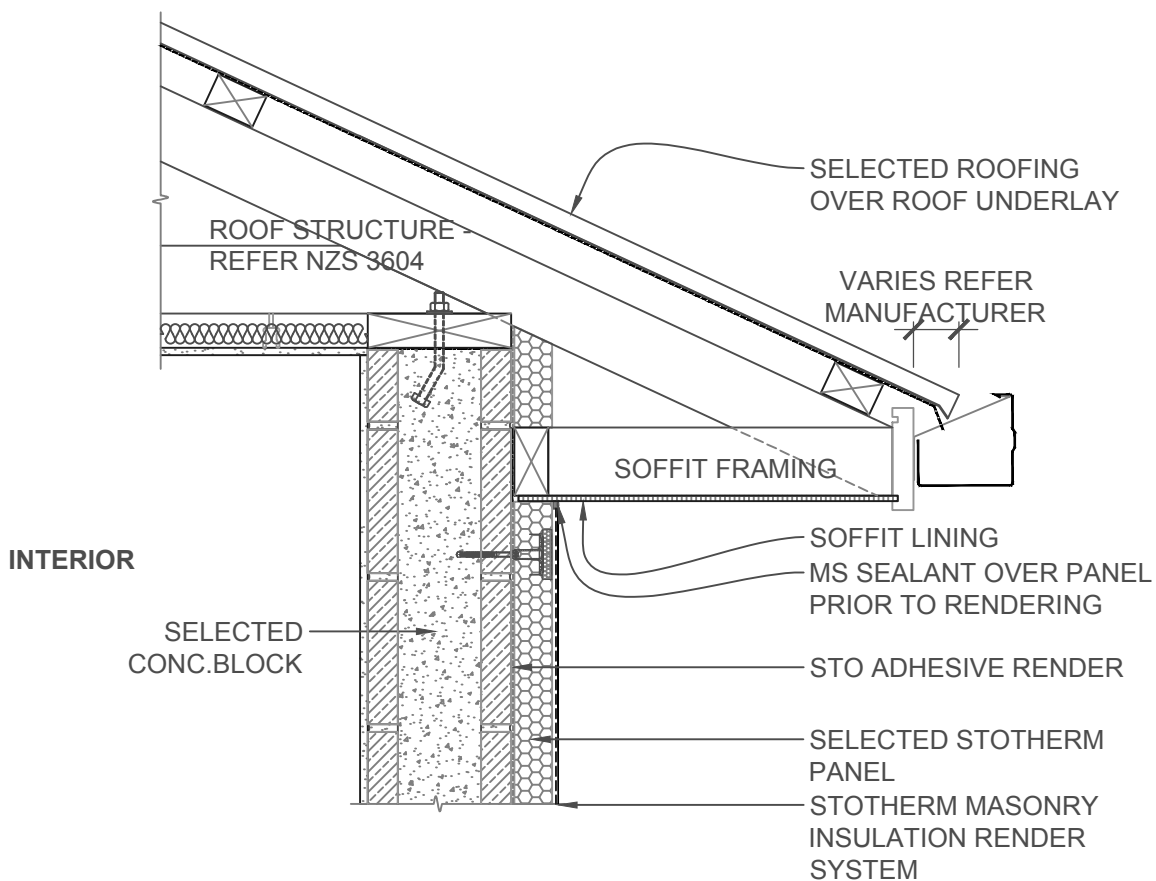


SCALE 1:5

<b>STOTHERM MASONRY</b>	<b>STOTHERM MASONRY INSULATION SYSTEM PARAPET/ROOF/WALL DETAIL</b>	<b>STM 502</b>
		<b>2017</b>

The information contained on this page is based on our experience and research at the date of issue. The detail is for use by Registered Architects, Licensed Designers or Chartered Engineers to assist in developing project details using Sto Systems. Stoanz Ltd reserve the right to alter or update information at any time without prior notice and it is the responsibility of the designer, project manager or Sto contractor to insure they have and use the current Sto details and specifications on site.



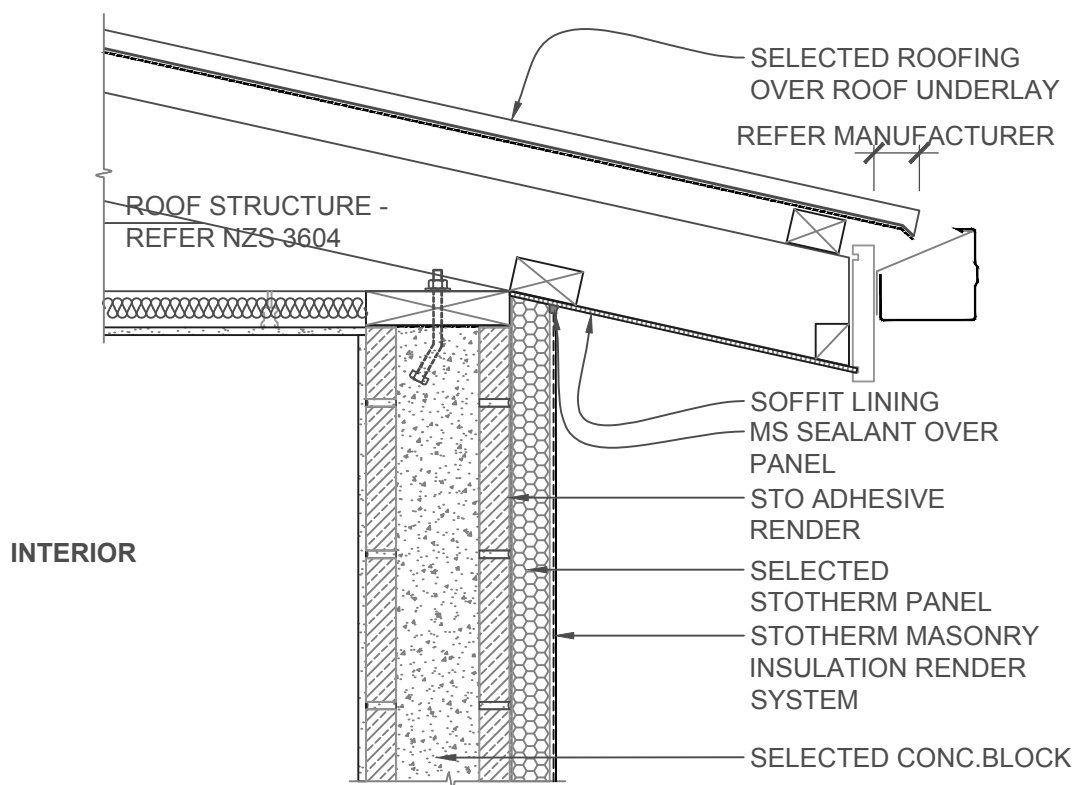


NOTE: EAVE FLASHING **REQUIRED** WHERE

- ROOF SLOPE IS 10° or LESS
- SOFFIT WIDTH IS 100mm or LESS
- WIND ZONES ARE VERY HIGH or EXTRA HIGH

SCALE 1:10

STOTHERM MASONRY	STOTHERM MASONRY INSULATION SYSTEM  FLAT SOFFIT/WALL JUNCTION	STM 600
		2017



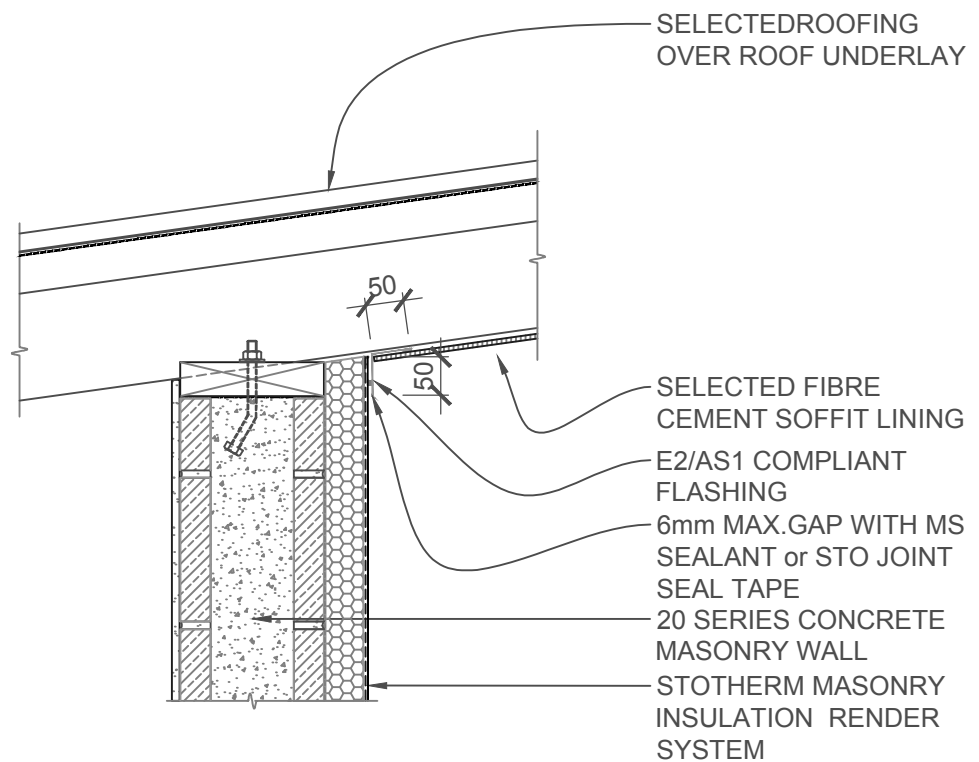
NOTE: EAVE FLASHING **REQUIRED** WHERE

- ROOF SLOPE IS 10° or LESS
- SOFFIT WIDTH IS 100mm or LESS
- WIND ZONES ARE VERY HIGH or EXTRA HIGH

SCALE 1:10

STOTHERM MASONRY	STOTHERM MASONRY INSULATION SYSTEM RAKING SOFFIT/WALL JUNCTION	STM 601
		2017

The information contained on this page is based on our experience and research at the date of issue. The detail is for use by Registered Architects, Licensed Designers or Chartered Engineers to assist in developing project details using Sto Systems. Stoanz Ltd reserve the right to alter or update information at any time without prior notice and it is the responsibility of the designer, project manager or Sto contractor to insure they have and use the current Sto details and specifications on site.

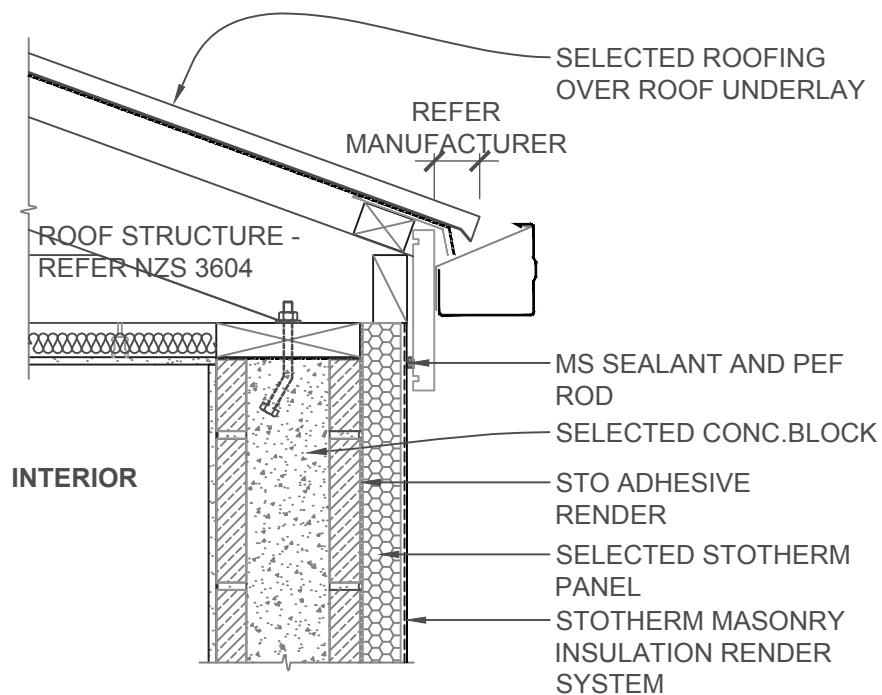


**NOTE:**

- MAX. ANGLE OF SOFFIT RESTRICTED TO BETWEEN 91° - 115°
- SOFFITS ARE FIXED AFTER RENDERING

SCALE 1:10

<b>STOTHERM MASONRY</b>	<b>STOTHERM MASONRY INSULATION SYSTEM RAKING SOFFIT (REVERSED)</b>	<b>STM 602</b>
		<b>2017</b>



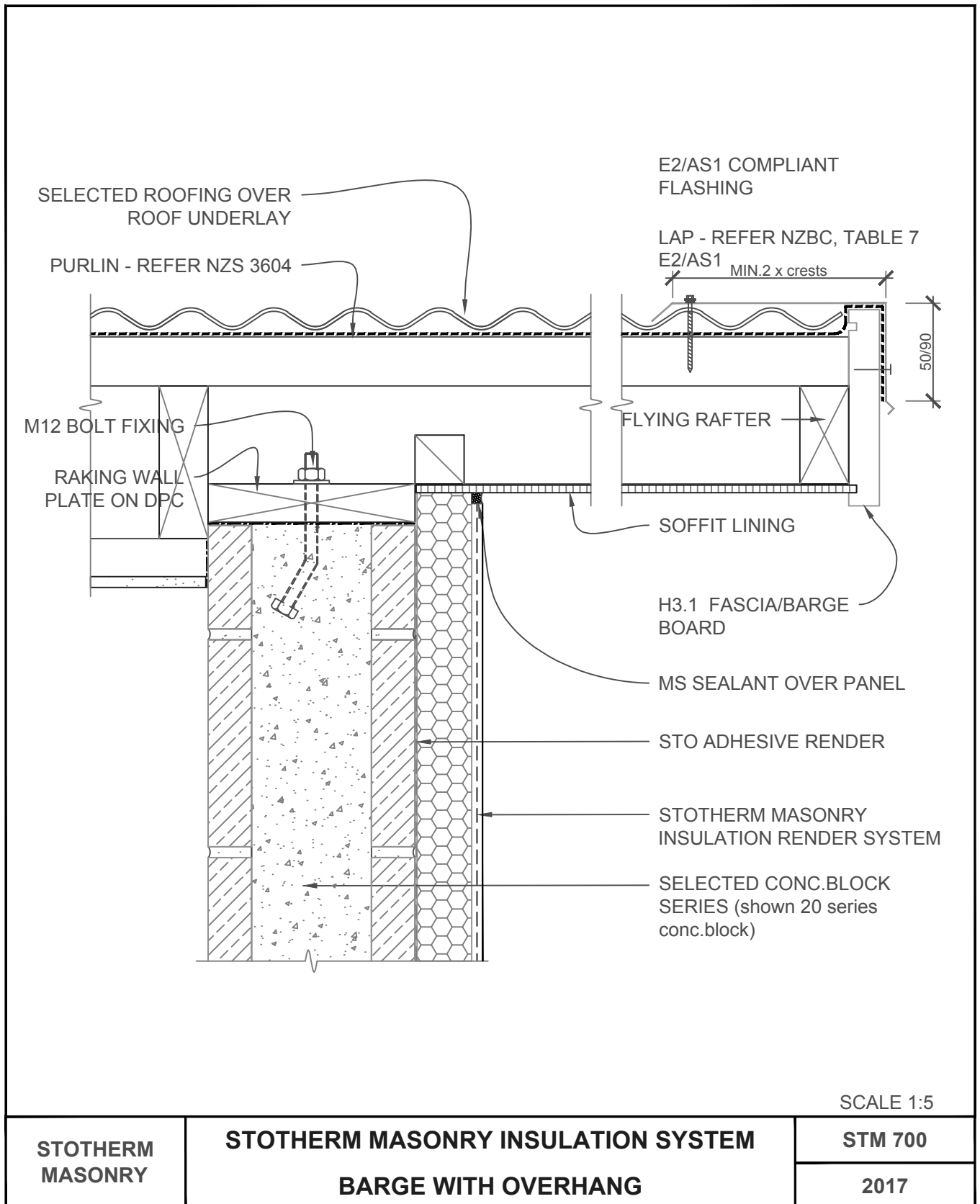
NOTE: EAVE FLASHING **REQUIRED** WHERE

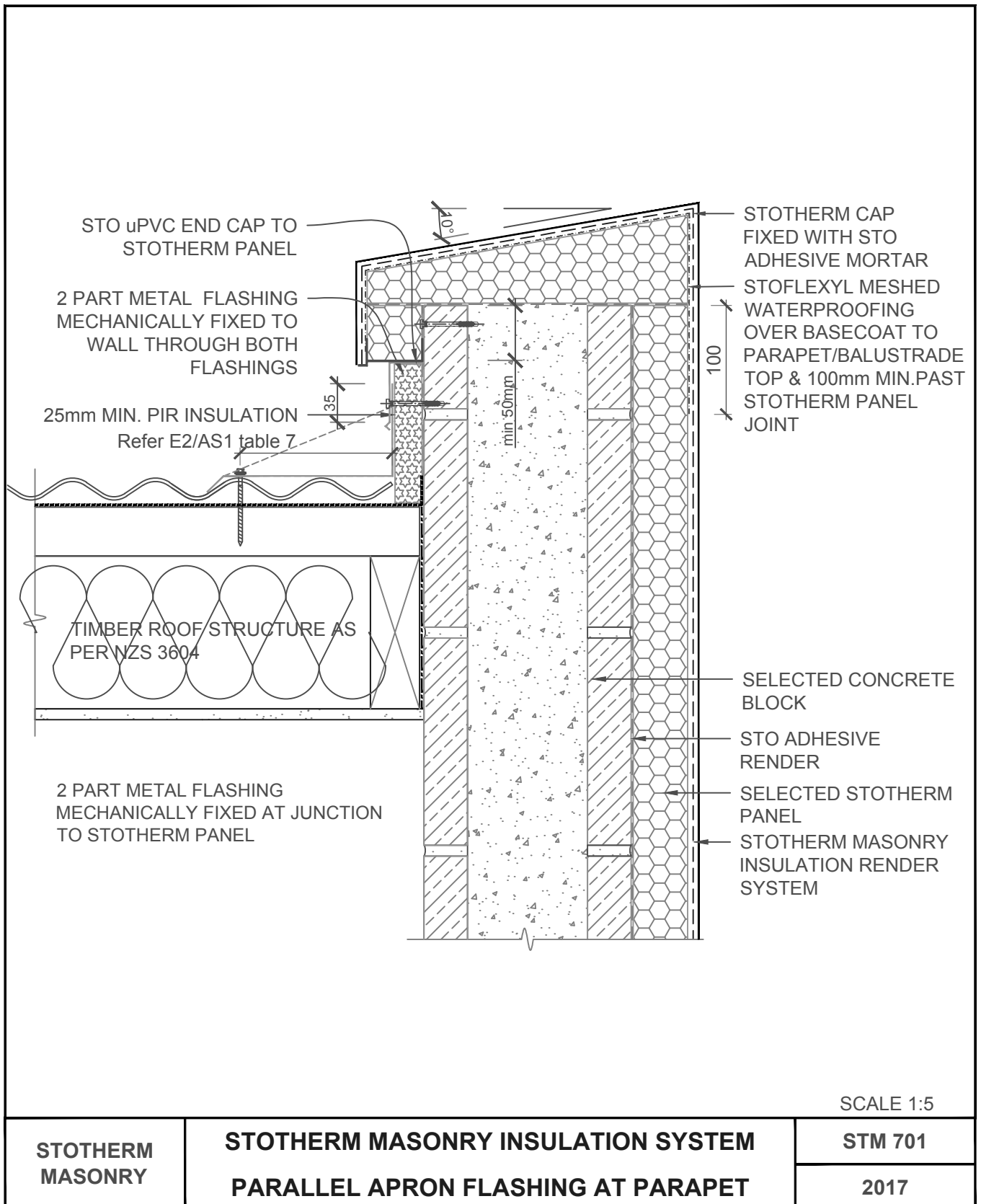
- ROOF SLOPE IS 10° or LESS
- SOFFIT WIDTH IS 100mm or LESS
- WIND ZONES ARE VERY HIGH or EXTRA HIGH

SCALE 1:10

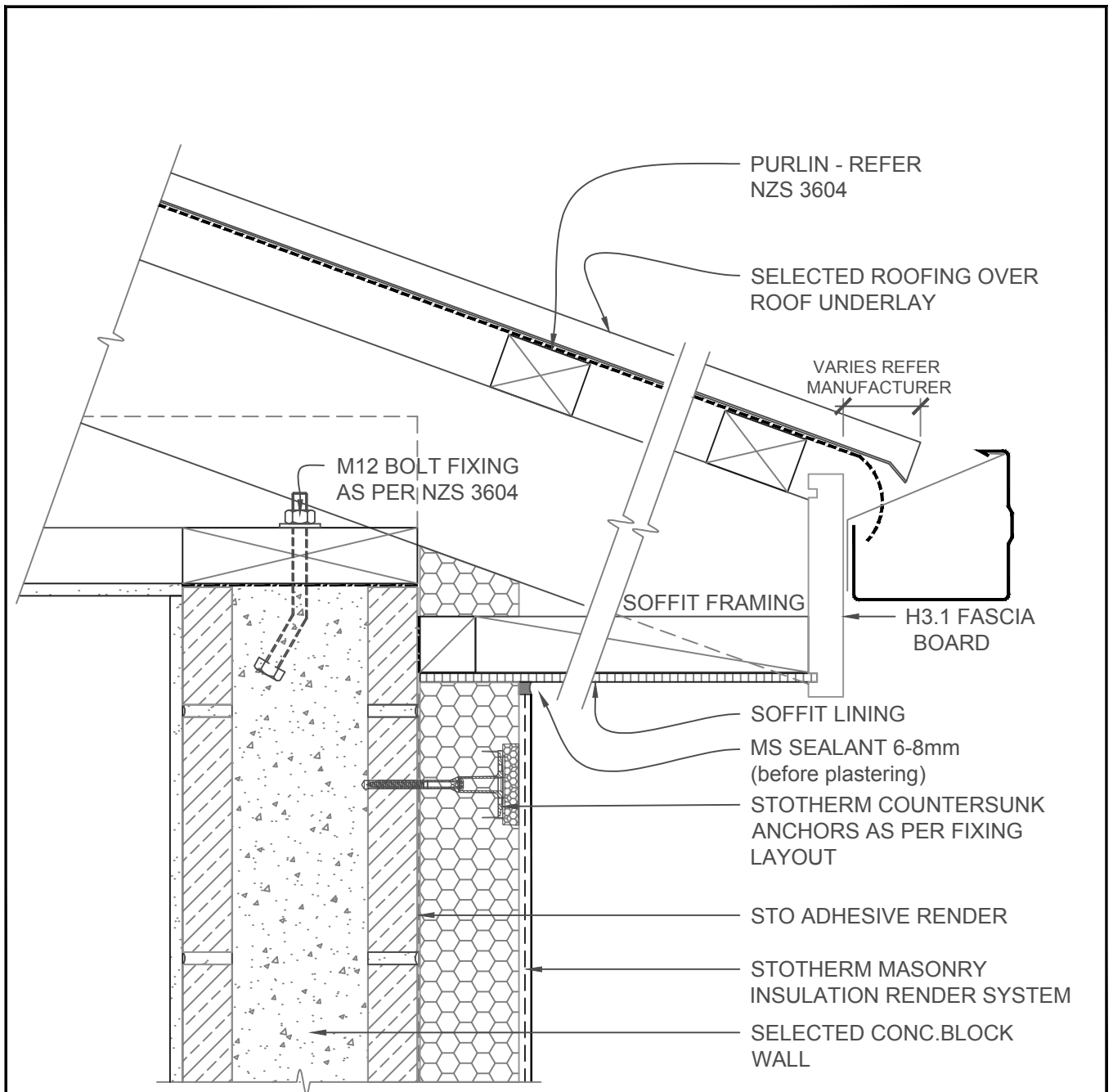
STOTHERM MASONRY	STOTHERM MASONRY INSULATION SYSTEM  FACE FIXED FASCIA	STM 603
		2017

The information contained on this page is based on our experience and research at the date of issue. The detail is for use by Registered Architects, Licensed Designers or Chartered Engineers to assist in developing project details using Sto Systems. Stoanz Ltd reserve the right to alter or update information at any time without prior notice and it is the responsibility of the designer, project manager or Sto contractor to insure they have and use the current Sto details and specifications on site.





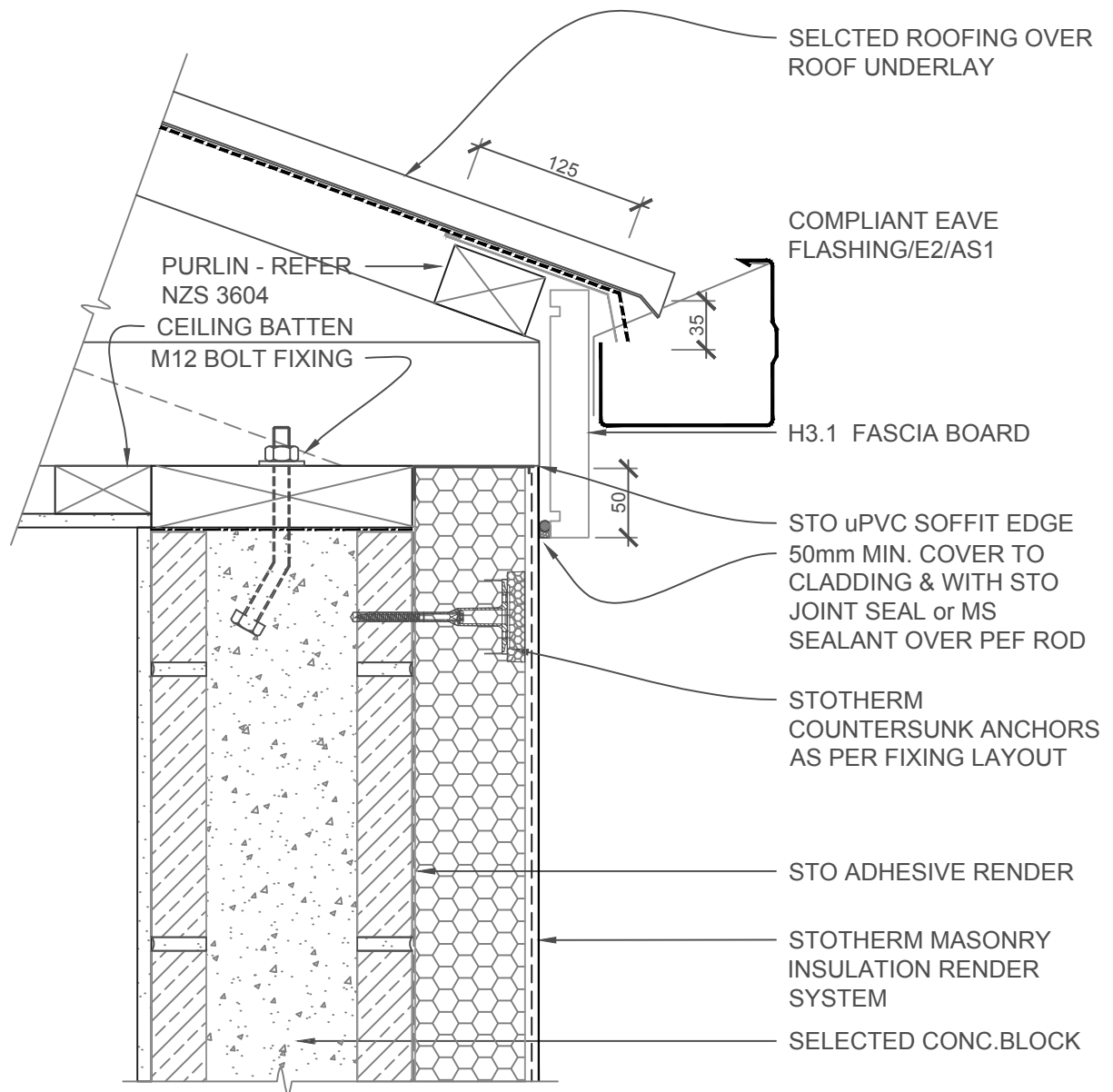




- NOTE: EAVE FLASHING **REQUIRED** WHERE
- ROOF SLOPE IS 10° OR LESS
  - SOFFIT WIDTH IS 100mm OR LESS
  - WIND ZONES ARE VERY HIGH or EXTRA HIGH

SCALE 1:5

STOTHERM MASONRY	<b>STOTHERM MASONRY INSULATION SYSTEM</b>  <b>EAVES WITH OVERHANG</b>	<b>STM 702</b>
		<b>2017</b>



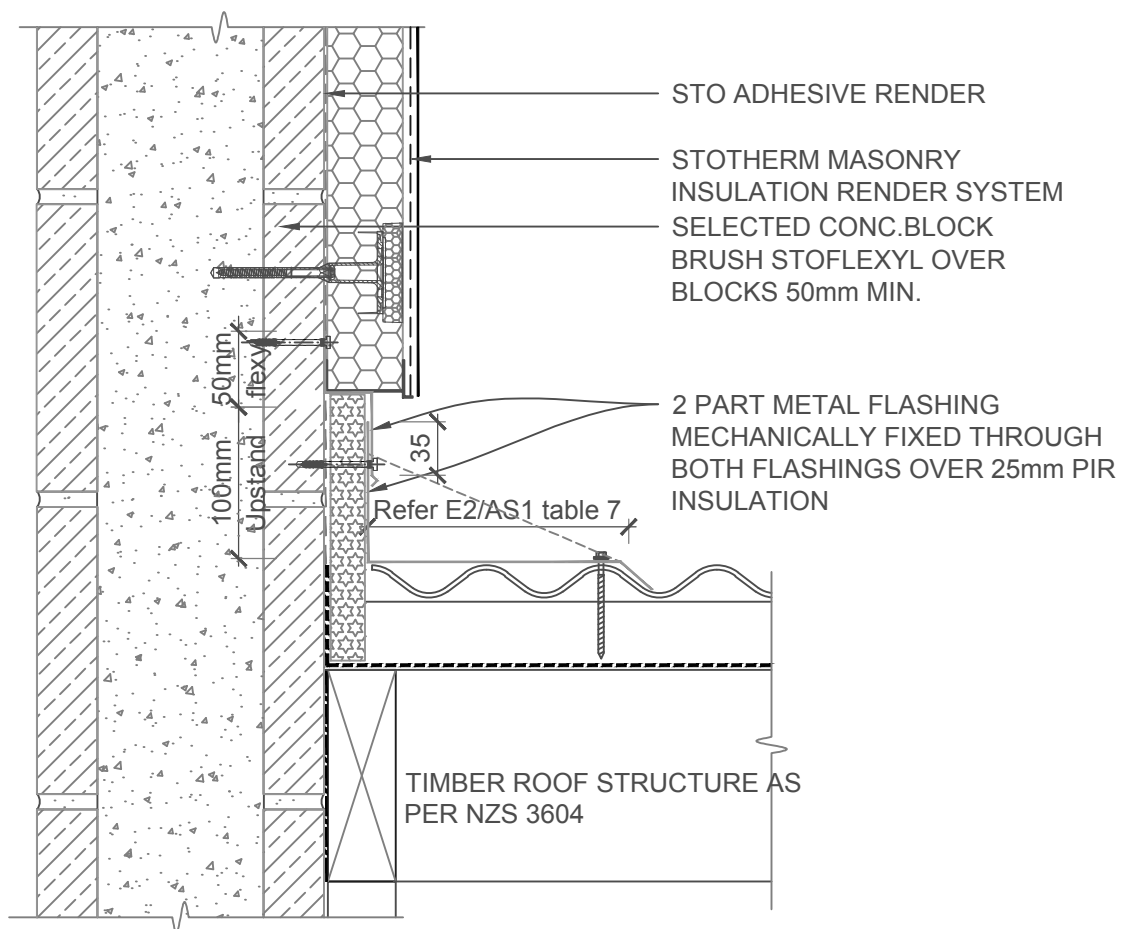
NOTE: EAVE FLASHING **REQUIRED** WHERE

- ROOF SLOPE IS 10° OR LESS
- SOFFIT WIDTH IS 100mm OR LESS
- WIND ZONES ARE VERY HIGH or EXTRA HIGH

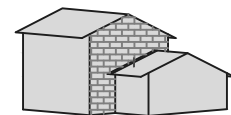
SCALE 1:5

STOTHERM MASONRY	STOTHERM MASONRY INSULATION SYSTEM EAVES WITH NO OVERHANG	STM 703
		2017

The information contained on this page is based on our experience and research at the date of issue. The detail is for use by Registered Architects, Licensed Designers or Chartered Engineers to assist in developing project details using Sto Systems. Stoanz Ltd reserve the right to alter or update information at any time without prior notice and it is the responsibility of the designer, project manager or Sto contractor to insure they have and use the current Sto details and specifications on site.



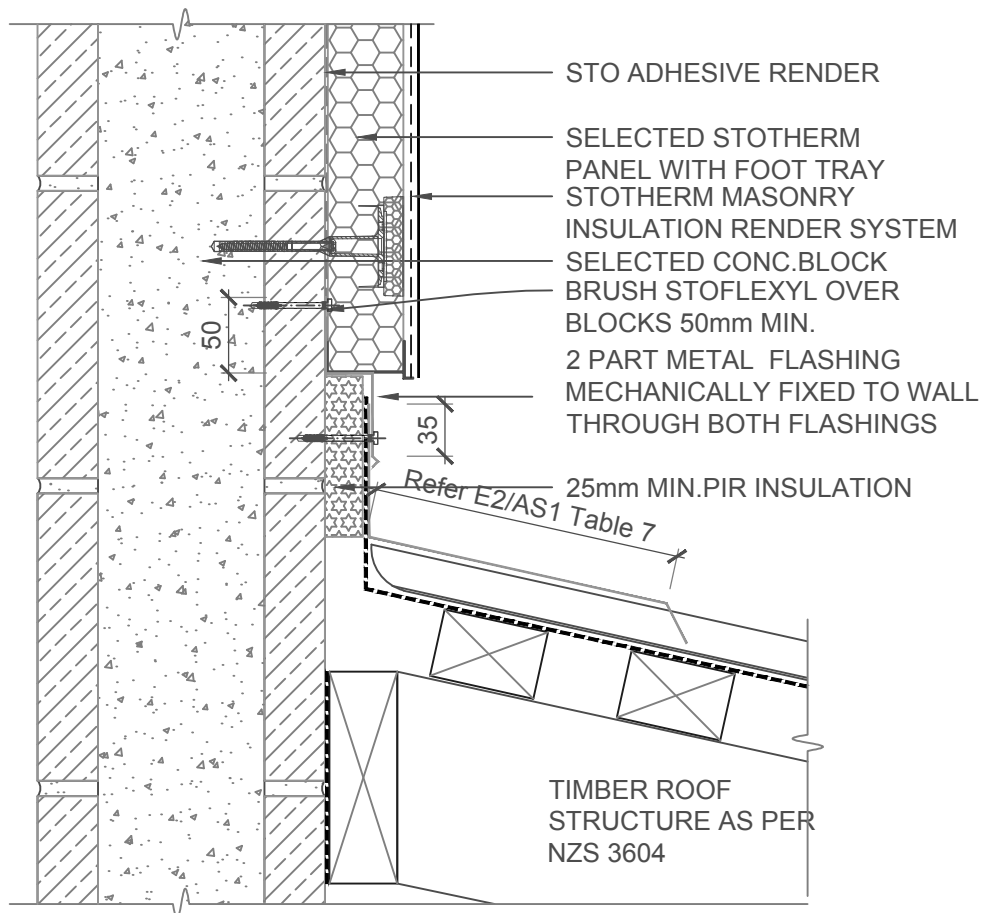
**NOTE:** INSTALL DIVERTER FLASHING AT ROOF/GUTTER JUNCTION



SCALE 1:5

STOTHERM MASONRY	STOTHERM MASONRY INSULATION SYSTEM PARALLEL APRON FLASHING	STM 704
		2017

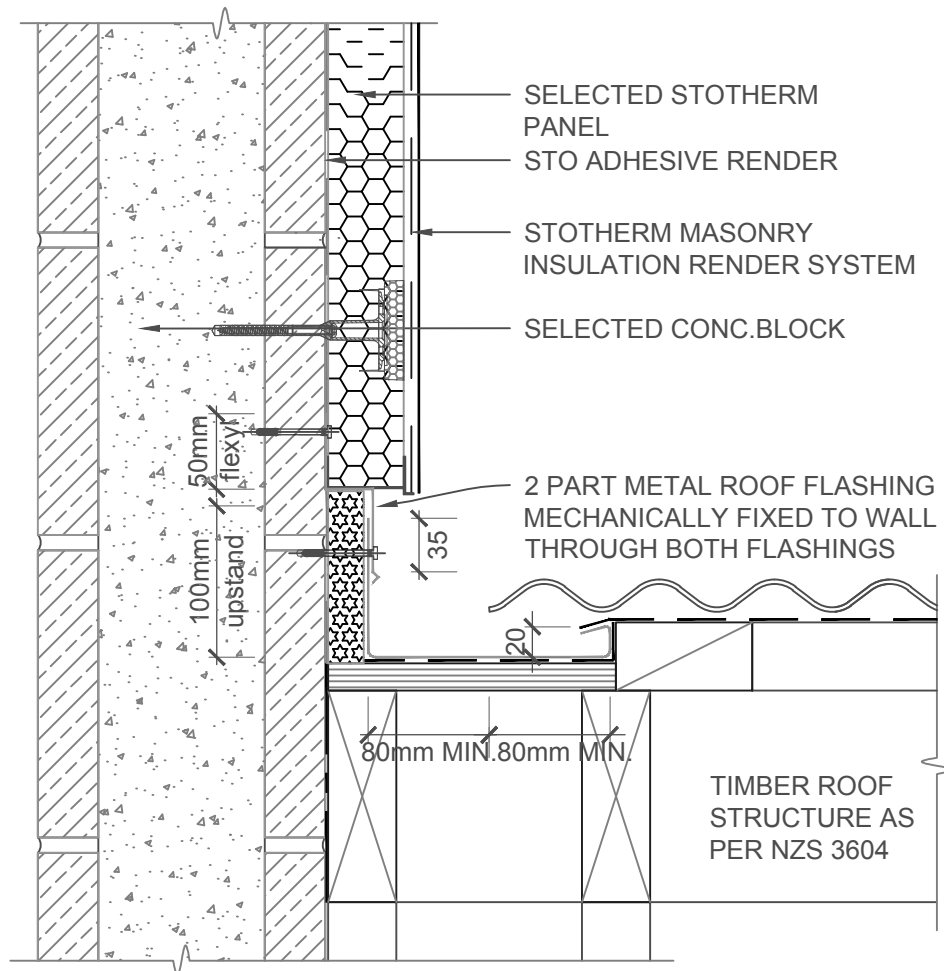
The information contained on this page is based on our experience and research at the date of issue. The detail is for use by Registered Architects, Licensed Designers or Chartered Engineers to assist in developing project details using Sto Systems. Stoanz Ltd reserve the right to alter or update information at any time without prior notice and it is the responsibility of the designer, project manager or Sto contractor to insure they have and use the current Sto details and specifications on site.



SCALE 1:5

STOTHERM MASONRY	STOTHERM MASONRY INSULATION SYSTEM TRANSVERSE APRON FLASHING	STM 705
		2017

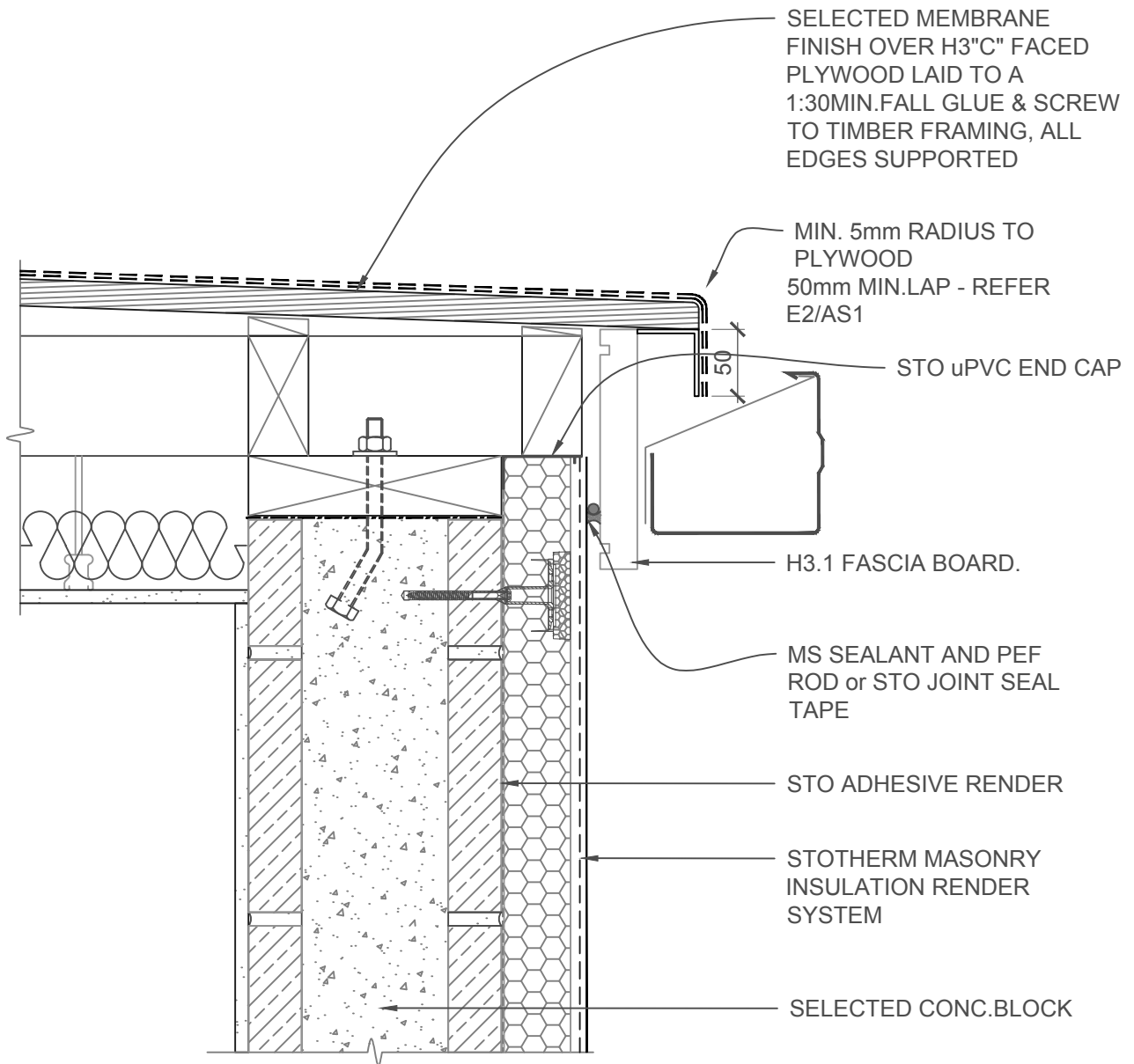
The information contained on this page is based on our experience and research at the date of issue. The detail is for use by Registered Architects, Licensed Designers or Chartered Engineers to assist in developing project details using Sto Systems. Stoanz Ltd reserve the right to alter or update information at any time without prior notice and it is the responsibility of the designer, project manager or Sto contractor to insure they have and use the current Sto details and specifications on site.



SCALE 1:5

STOTHERM MASONRY	STOTHERM MASONRY INSULATION SYSTEM PARALLEL ROOF HIDDEN GUTTER	STM 705
		2017

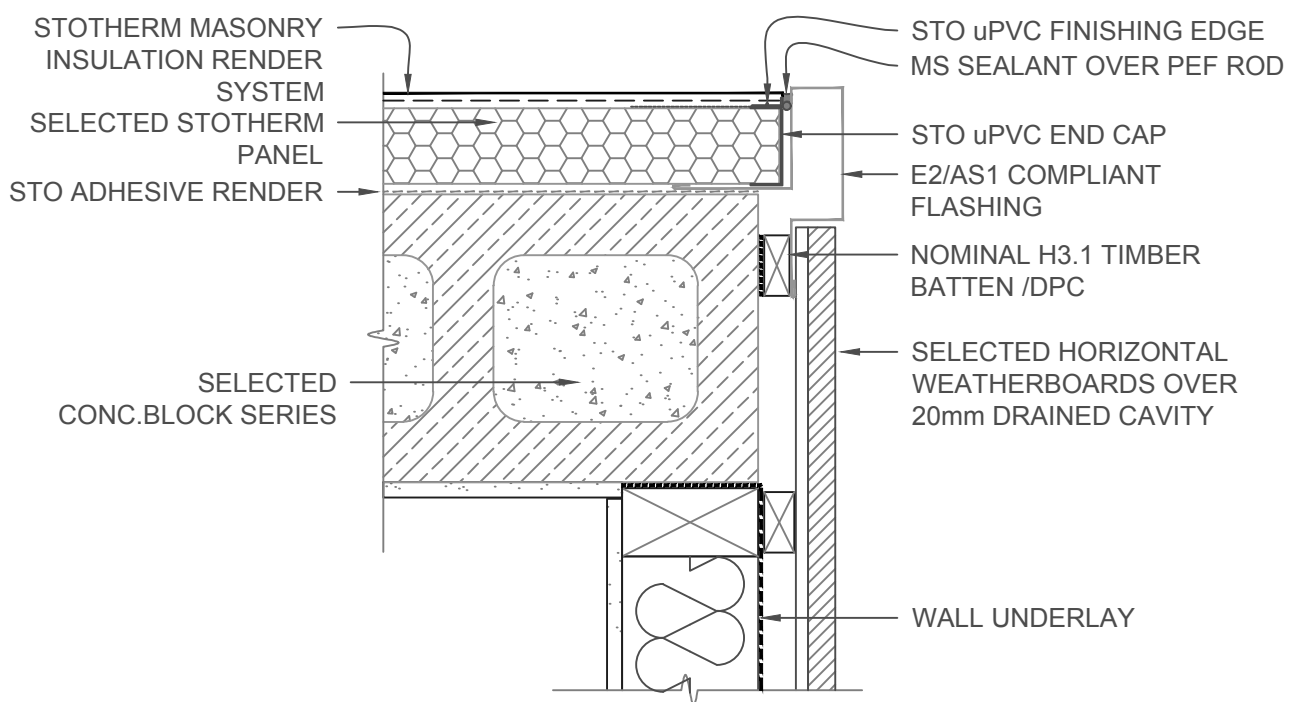
The information contained on this page is based on our experience and research at the date of issue. The detail is for use by Registered Architects, Licensed Designers or Chartered Engineers to assist in developing project details using Sto Systems. Stoanz Ltd reserve the right to alter or update information at any time without prior notice and it is the responsibility of the designer, project manager or Sto contractor to insure they have and use the current Sto details and specifications on site.



SCALE 1:5

STOTHERM MASONRY	STOTHERM MASONRY INSULATION SYSTEM FACE FIXED FASCIA/MEMBRANE ROOF	STM 707
		2017

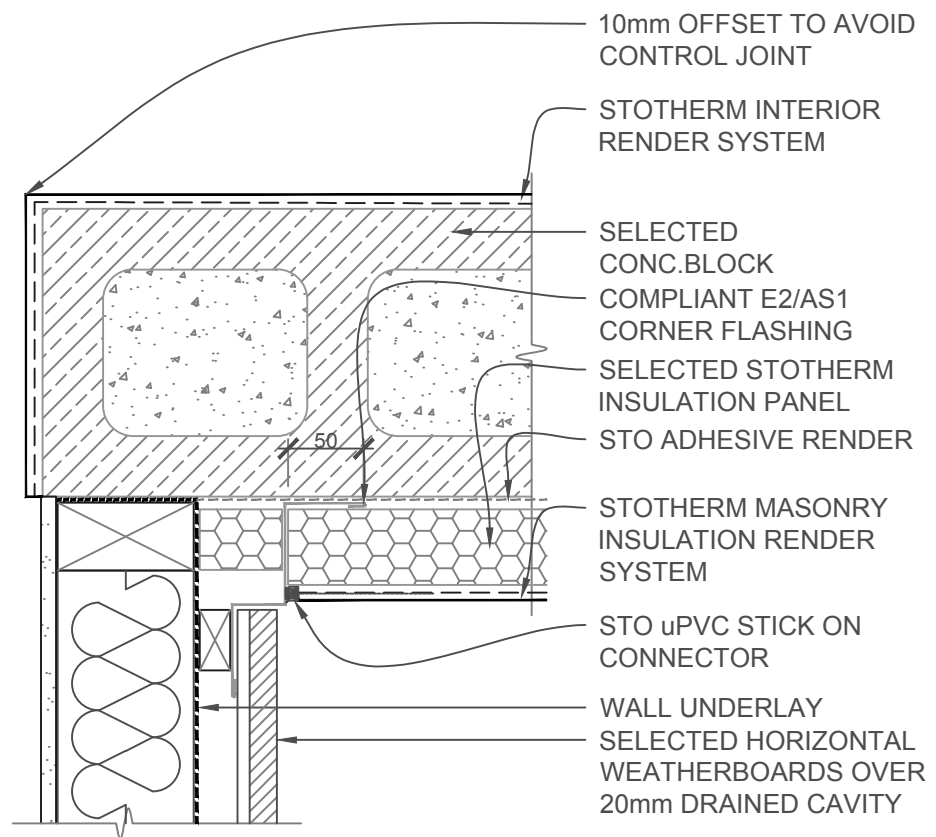
The information contained on this page is based on our experience and research at the date of issue. The detail is for use by Registered Architects, Licensed Designers or Chartered Engineers to assist in developing project details using Sto Systems. Stoanz Ltd reserve the right to alter or update information at any time without prior notice and it is the responsibility of the designer, project manager or Sto contractor to insure they have and use the current Sto details and specifications on site.



SCALE 1:5

STOTHERM MASONRY	STOTHERM MASONRY INSULATION SYSTEM EXTERNAL CORNER	STM 800
		2017

The information contained on this page is based on our experience and research at the date of issue. The detail is for use by Registered Architects, Licensed Designers or Chartered Engineers to assist in developing project details using Sto Systems. Stoanz Ltd reserve the right to alter or update information at any time without prior notice and it is the responsibility of the designer, project manager or Sto contractor to insure they have and use the current Sto details and specifications on site.

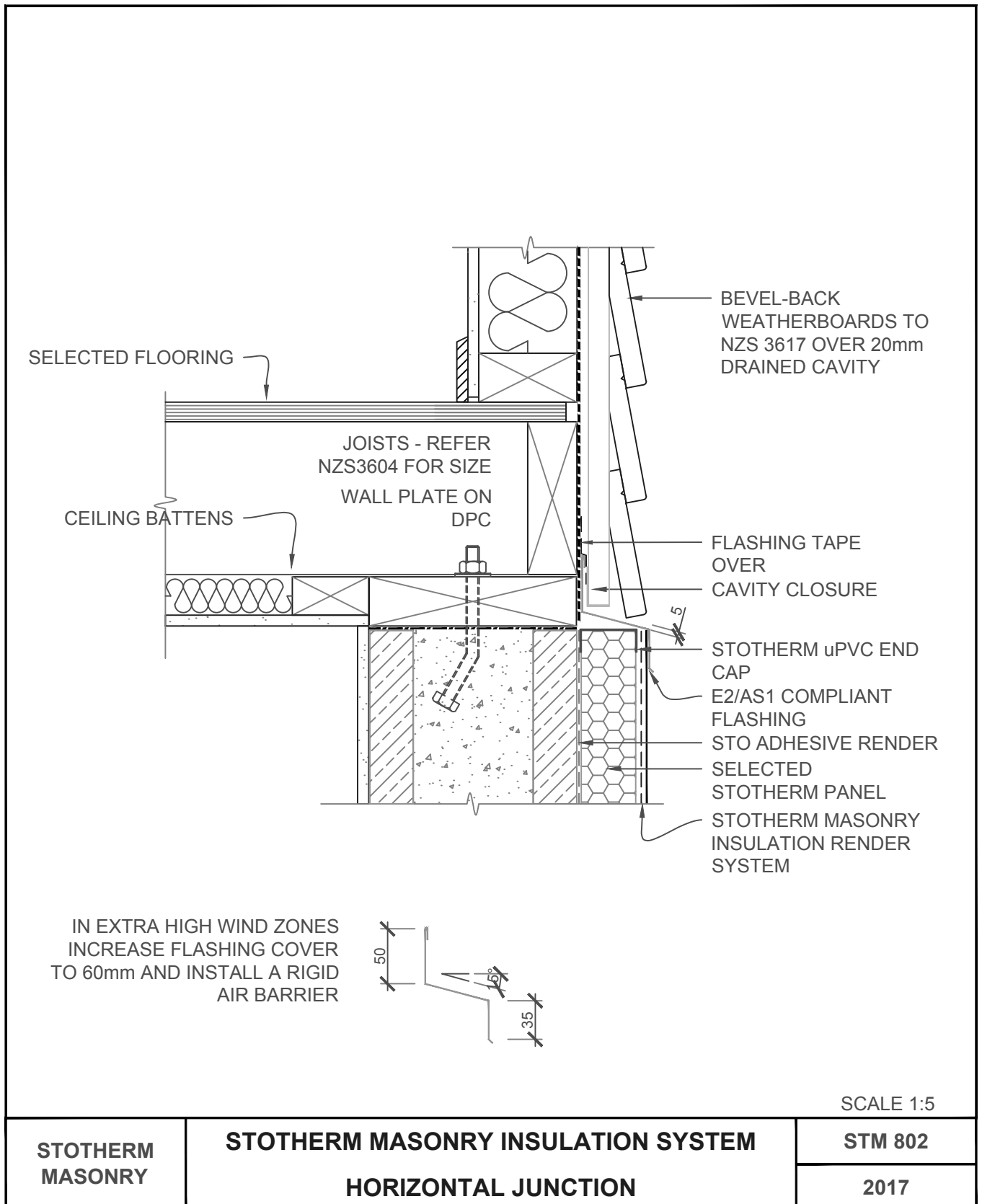


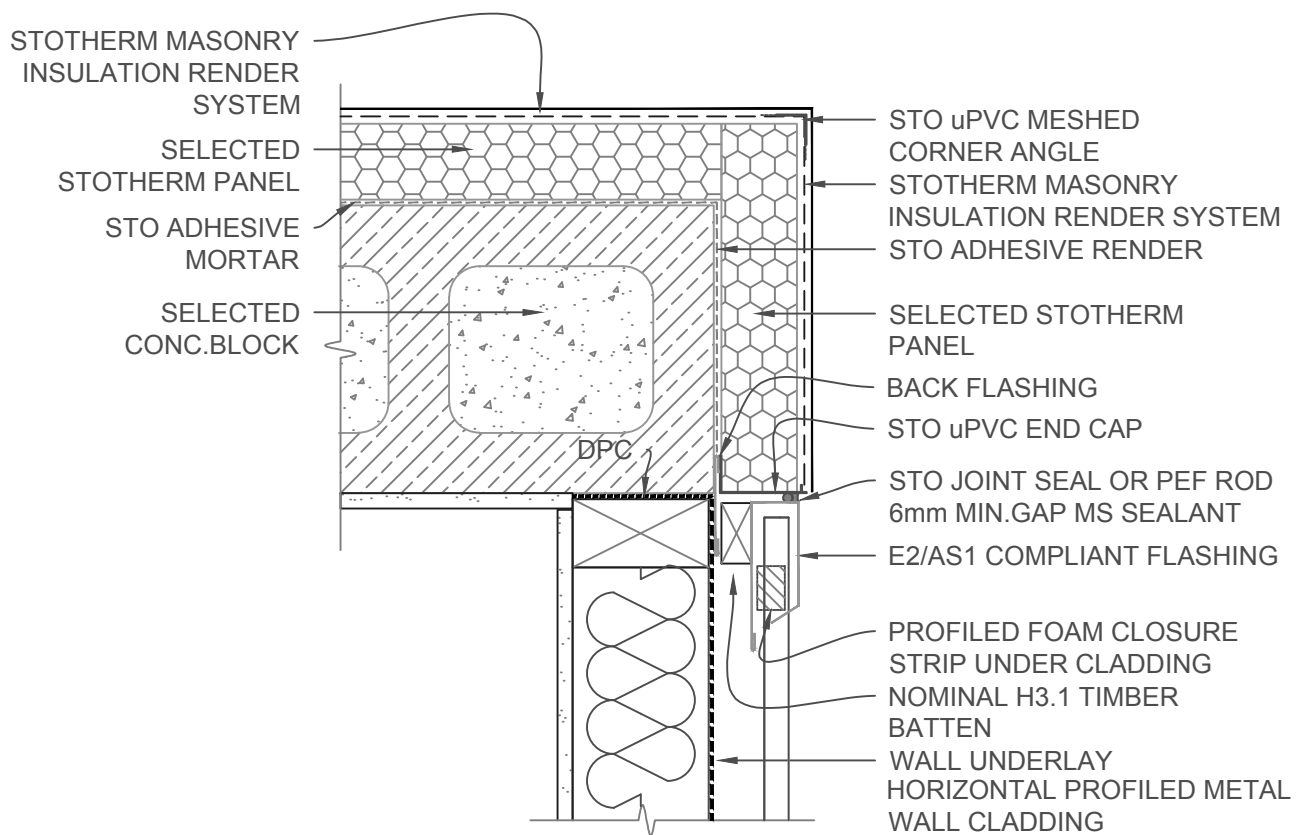
SCALE 1:5

<b>STOTHERM MASONRY</b>	<b>STOTHERM MASONRY INSULATION SYSTEM INTERNAL CORNER</b>	<b>STM 801</b>
		<b>2017</b>

The information contained on this page is based on our experience and research at the date of issue. The detail is for use by Registered Architects, Licensed Designers or Chartered Engineers to assist in developing project details using Sto Systems. Stoanz Ltd reserve the right to alter or update information at any time without prior notice and it is the responsibility of the designer, project manager or Sto contractor to insure they have and use the current Sto details and specifications on site.



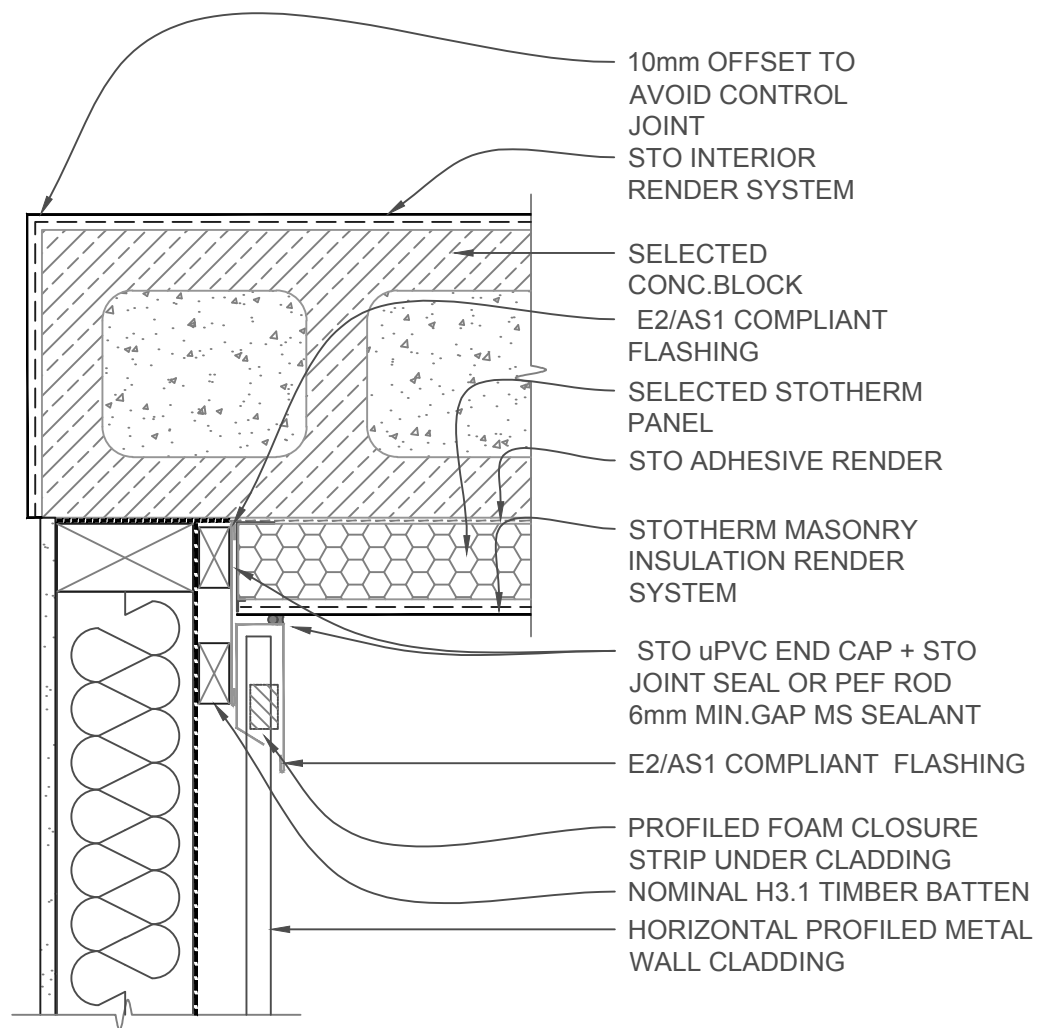




SCALE 1:5

STOTHERM MASONRY	STOTHERM MASONRY INSULATION SYSTEM EXTERNAL CORNER/HORIZ.PROFILED METAL	STM 850
		2017

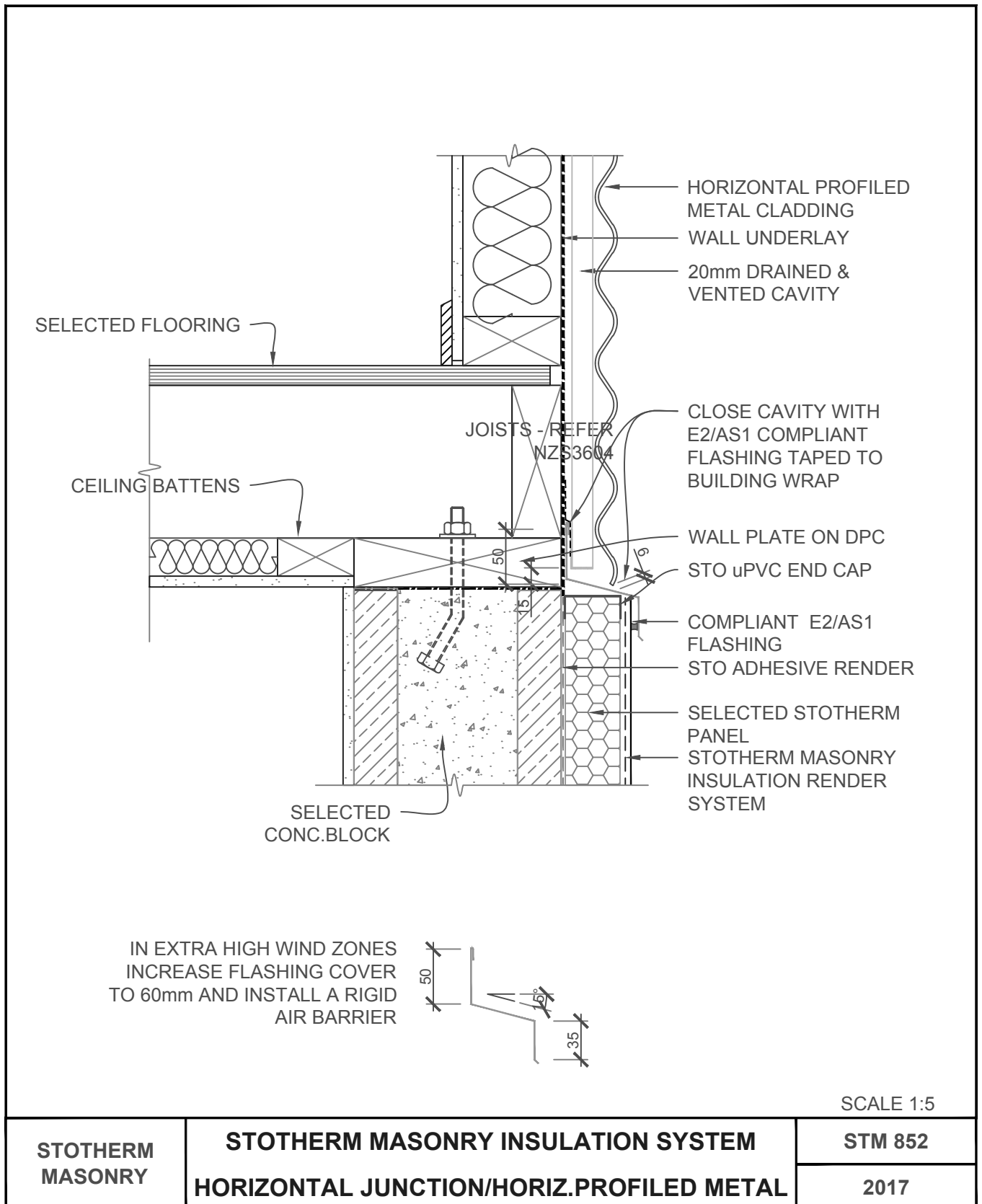
The information contained on this page is based on our experience and research at the date of issue. The detail is for use by Registered Architects, Licensed Designers or Chartered Engineers to assist in developing project details using Sto Systems. Stoanz Ltd reserve the right to alter or update information at any time without prior notice and it is the responsibility of the designer, project manager or Sto contractor to insure they have and use the current Sto details and specifications on site.

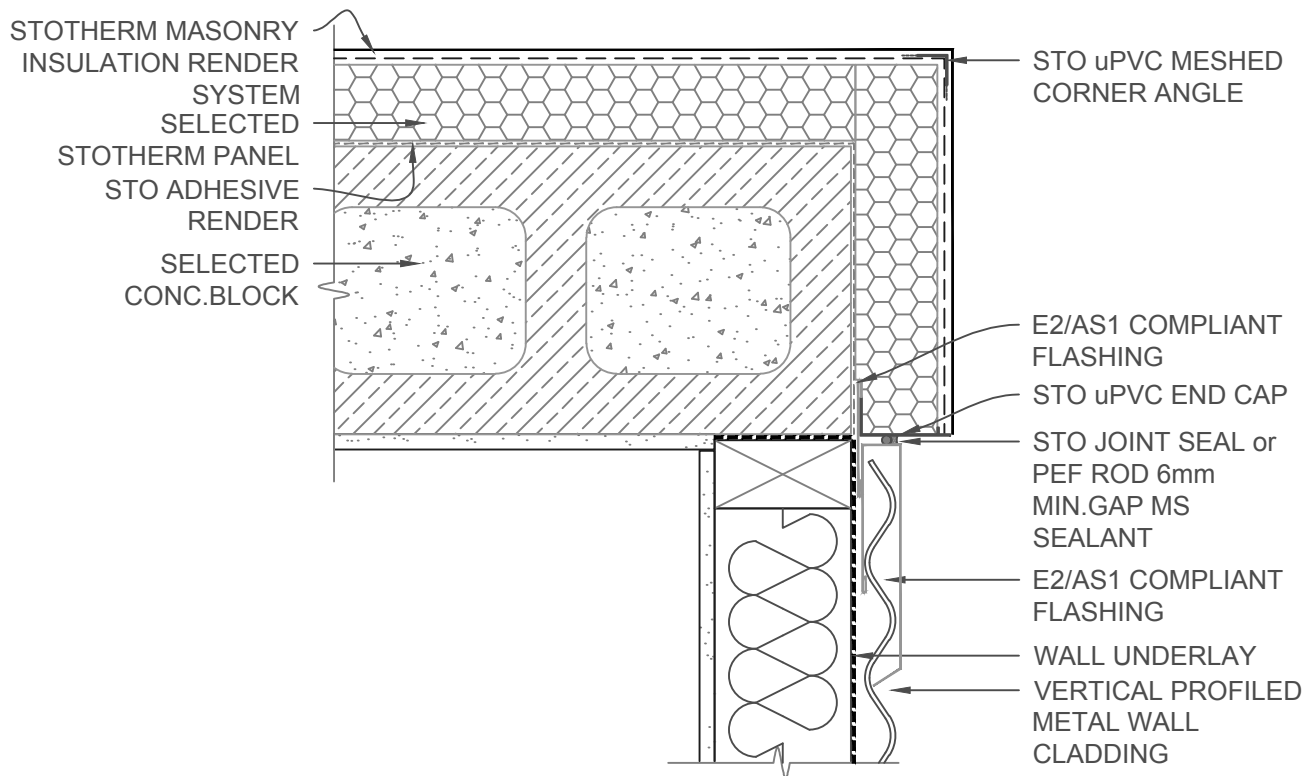


SCALE 1:5

STOTHERM MASONRY	STOTHERM MASONRY INSULATION SYSTEM INTERNAL CORNER/HORIZ.PROFILED METAL	STM 851
		2017

The information contained on this page is based on our experience and research at the date of issue. The detail is for use by Registered Architects, Licensed Designers or Chartered Engineers to assist in developing project details using Sto Systems. Stoanz Ltd reserve the right to alter or update information at any time without prior notice and it is the responsibility of the designer, project manager or Sto contractor to insure they have and use the current Sto details and specifications on site.

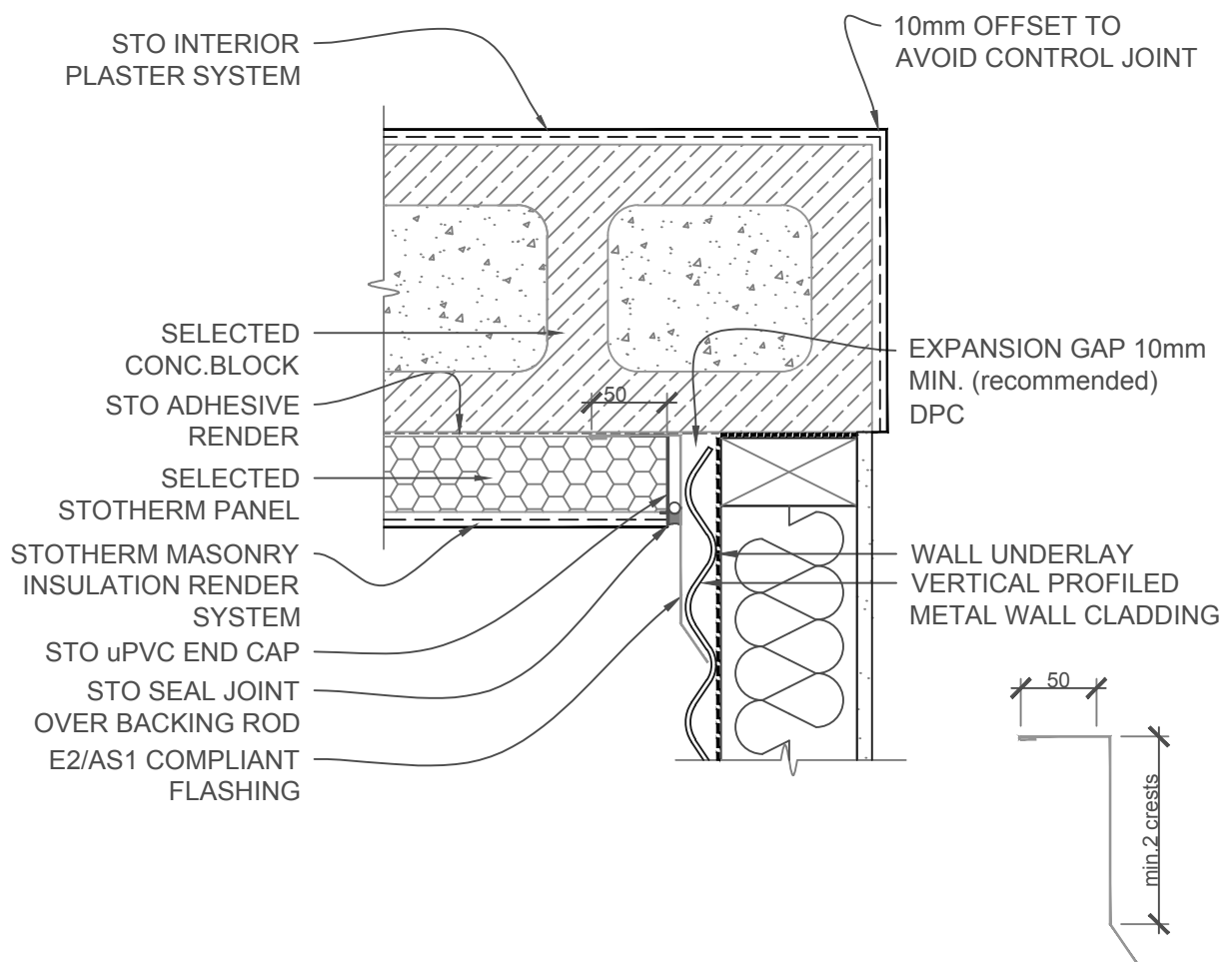




SCALE 1:5

STOTHERM MASONRY	STOTHERM MASONRY INSULATION SYSTEM EXT.CORNER/VERTICAL PROFILED METAL	STM 853
		2017

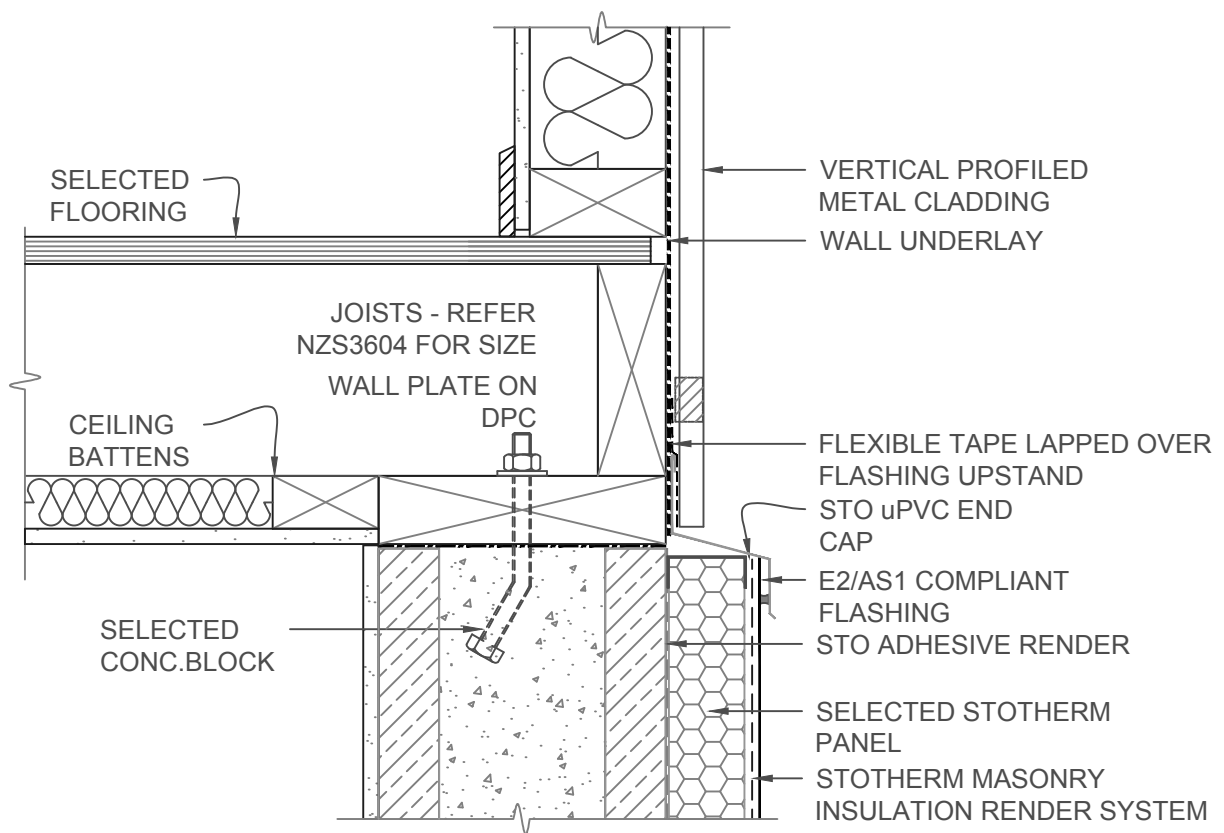
The information contained on this page is based on our experience and research at the date of issue. The detail is for use by Registered Architects, Licensed Designers or Chartered Engineers to assist in developing project details using Sto Systems. Stoanz Ltd reserve the right to alter or update information at any time without prior notice and it is the responsibility of the designer, project manager or Sto contractor to insure they have and use the current Sto details and specifications on site.



SCALE 1:5

STOTHERM MASONRY	STOTHERM MASONRY INSULATION SYSTEM INT.CORNER/VERTICAL PROFILED METAL	STM 854
		2017

The information contained on this page is based on our experience and research at the date of issue. The detail is for use by Registered Architects, Licensed Designers or Chartered Engineers to assist in developing project details using Sto Systems. Stoanz Ltd reserve the right to alter or update information at any time without prior notice and it is the responsibility of the designer, project manager or Sto contractor to insure they have and use the current Sto details and specifications on site.



SCALE 1:5

<b>STOTHERM MASONRY</b>	<b>STOTHERM MASONRY INSULATION SYSTEM HORIZ.JUNCTION/VERTICAL PROFILED METAL</b>	<b>STM 855</b>
		<b>2017</b>

The information contained on this page is based on our experience and research at the date of issue. The detail is for use by Registered Architects, Licensed Designers or Chartered Engineers to assist in developing project details using Sto Systems. Stoanz Ltd reserve the right to alter or update information at any time without prior notice and it is the responsibility of the designer, project manager or Sto contractor to insure they have and use the current Sto details and specifications on site.